



SOLANO COUNTY INTERCITY TRANSIT CONSORTIUM

1:30 p.m., Tuesday, April 29, 2025

STA Office – 3rd Floor – Twin Sisters Conference Room

423 Main Street, Suisun City

The Solano County Intercity Transit Consortium conducts their meetings in person.

The Zoom link below is available for participants joining the meeting remotely.

Zoom Info:

<https://us02web.zoom.us/j/89137405685?pwd=Z3ZyUjFyVm5wVU8rZCtKRlInbXA3UT09>

Webinar ID: 891 3740 5685

Passcode: 515662

MEETING AGENDA

ITEM

STAFF PERSON

1. CALL TO ORDER

Louren Kotow, Chair,
Dixon Read-Ride

2. APPROVAL OF AGENDA

3. OPPORTUNITY FOR PUBLIC COMMENT

(1:30 – 1:35 p.m.)

4. REPORTS FROM MTC, STA STAFF AND OTHER AGENCIES

(1:35 – 1:40 p.m.)

5. CONSENT CALENDAR

(1:40 – 1:45 p.m.)

A. Minutes of the Consortium Meeting of March 25, 2025 Recommendation:

Johanna Masiclat

Approve the Minutes of the Consortium Meeting of March 25, 2025

Pg.

6. ACTION NON-FINANCIAL

A. Draft STA Overall Work Plan (OWP) for FY 2025-26 and FY 2026-27

Recommendation:

Daryl Halls

Forward a recommendation to the TAC and STA Board to approve the STA's Overall Work Plan (OWP) for FY 2025-26 and 2026-27 as shown in Attachment A.

(1:45 – 1:55 p.m.)

Pg. 9

2025 CONSORTIUM MEMBERS

<u>Louren Kotow</u>	<u>Sanjay Mishra/</u>	<u>Greg Malcolm</u>	<u>Beth Kranda</u>	<u>Nouae Vue</u>	<u>Lori DaMassa</u>	<u>Gwendolyn Gill</u>	<u>Debbie McQuilkin</u>
Dixon Read-Ride (Chair)	Fairfield (FAST)	Rio Vista Delta Breeze	SolTrans (Vice-Chair)	Suisun City	Vacaville City Coach	County of Solano	Solano Mobility
							<u>Robert Guerrero</u> STA

7. ACTION FINANCIAL ITEMS

A. Solano Community College Student Fee for Transit

Ron Grassi

Recommendation:

Forward a recommendation the STA TAC and Board to authorize the Executive Director to:

1. Enter an MOU with Napa Valley Transportation Authority to provide reciprocal transit services for Solano and Napa Community College Students; and
2. Allocate the Solano Community College Transportation Fee for FY 2025-26 as shown in Attachment A.

(1:55 – 2:05 p.m.)

Pg. 55

B. Equitable Access to Justice Pilot Program Extension for FY 2025-26

Lorene Garrett

Recommendation:

Forward a recommendation to the TAC and STA Board authorizing the Executive Director to:

1. Extend the Equitable Access to Justice Pilot Program through June 30, 2026;
2. Amend the funding agreement with Solano Superior Courts to extend the Equitable Access to Justice Pilot Program for one year through June 30, 2026, and increase the budget by a total of \$50,000; and
3. Amend the agreement with Uber to extend the term for the Equitable Access to Justice Pilot Program for one year through June 30, 2026, and increase the budget by a total of \$50,000.

(2:05 – 2:15 p.m.)

Pg. 61

C. State Route (SR) 12 (Jameson Canyon) Route 21 Bus Service Contract Extension with Napa Valley Transportation Authority (NVTa)

Brandon Thomson

Recommendation:

Forward a recommendation to the STA TAC and Board to authorize the Executive Director to extend the contract with Napa Valley Transportation Authority (NVTa) for \$43,000 annually for the operation of Route 21 on State Route 12 Jameson Canyon between Cities of Napa, Fairfield, and Suisun City for FY 2025-26 through FY 2026-27.

(2:15 – 2:20 p.m.)

Pg. 67

D. Solano Express Intercity Transit Funding and Cost-Sharing Agreement

Daryl Halls

Recommendation:

Forward a recommendation to the STA TAC and Board to approve the updated Solano Express Intercity Funding and Cost-Sharing Agreement as shown in Attachment B.

(2:20 – 2:30 p.m.)

Pg. 69

8. INFORMATIONAL – DISCUSSION

A. Solano Mobility Programs Midyear Report for Fiscal Year (FY) 2024-25 —Employer/Commuter Programs

Lorene Garrett

(2:30 – 2:35 p.m.)

Pg. 113

- | | |
|--|-------------------|
| B. Solano Mobility Programs 3rd Quarter Report for FY 2024-25 for Veterans, People with Disabilities, and Older Adults
(2:35 – 2:40 p.m.)
Pg. 135 | Debbie McQuilkin |
| C. Solano Community College (SCC) Falcon Flyer Vanpool Pilot Program Update
(2:40 – 2:45 p.m.)
Pg. 147 | Lorene Garrett |
| D. Upcoming Solano County Congestion Management Program (CMP) 2025 Report Update
(2:45 – 2:50 p.m.)
Pg. 153 | Dulce Jimenez |
| E. Napa Valley Transportation Authority (NVTa) Vine 21 Third Quarter Report for FY 2024-25
(2:50 – 2:55 p.m.)
Pg. 155 | Brandon Thomson |
| F. Solano Express 3rd Quarter Report for FY 2024-25
(2:55 – 3:00 p.m.)
Pg. 159 | Kristina Botsford |
| G. Solano Express System Performance Report
(3:00 – 3:05 p.m.)
Pg. 161 | Kristina Botsford |
| H. Update on Comprehensive Operations Analysis (COA) Outreach Efforts
(3:05 – 3:10 p.m.)
Pg. 163 | Kristina Botsford |

NO DISCUSSION

- | | |
|--|-------------|
| I. Legislative Update
Pg. 165 | Sean Person |
| J. Summary of Funding Opportunities
Pg. 175 | Jasper Alve |

9 FUTURE AGENDA TOPICS Group

May 2025

1. Reconciliation for FY 2023-24 for Intercity Taxi Card Program Funding for FY 2025-26
2. Update on Dixon CBTP
3. Mapping Wayfinding Update (MTC)
4. CTP Transit and Rideshare Element Goals and Objectives

June 2025

1. Solano Express Budget Development of a 5 Year Plan
2. TDA Claims for FY 2025-26 for STA, County of Solano, and the City of Suisun City
3. TDA Claims for FY 2025-26
4. Approval of Intercity Taxi Card Program for FY 2025-26

5. STAF Budget for FY 2025-26
6. Connected Mobility Plan Update
7. Solano Rail Hub Studies Update
8. Solano Mobility Program – Call Center 3rd Quarter Report for 2025-26
9. Solano Mobility Program -Employer/Commuter FY 2024-25 3rd Quarter Report
10. Solano Express Fare Discussion Requested by SolTrans

August 2025

1. TDA Claims FY 2025-26
2. Solano Mobility Program - People with Disabilities, and Older Adults and Veterans 4th Quarter Report for 2025-26
3. Solano Express Capital Plan

September/October 2025

1. TDA Claims FY 2025-26
2. Solano Mobility Program – Call Center 4th Quarter Report for 2025-26
3. Solano Mobility Program -Employer/Commuter FY 2024-25 4th Quarter Report
4. Microtransit Updates

10. TRANSIT CONSORTIUM MEMBER UPDATES

- A. County of Solano – Gwendolyn Gill
- B. Benicia-Vallejo Solano County Transit – Beth Kranda
- C. Dixon Redit-Ride – Louren Kotow
- D. FAST – Sanjay Mishra
- E. Rio Vista Delta Breeze – Greg Malcolm
- F. Solano Mobility Update – Debbie McQuilkin
- G. Suisun City Microtransit – Nouae Vue
- H. Vacaville City Coach – Lori DaMassa
- I. STA - Robert Guerrero

11. ADJOURNMENT

The next regular meeting of the Solano County Intercity Transit Consortium is scheduled for **1:30 p.m., Tuesday, April 29, 2025** at STA Office, 423 Main Street, Suisun City.

Meeting Schedule For the Calendar Year 2025

1:30 p.m., Tues., January 28th

1:30 p.m., Tues., February 25th

1:30 p.m., Tues., March 25th

1:30 p.m., Tues., April 29th

1:30 p.m., Tues., May 27th

1:30 p.m., Tues., June 24th

~ No Meeting in July ~

1:30 p.m., Tues., August 26th

1:30 p.m., Tues., September 23rd

~ No Meeting in October ~

1:30 p.m., Tues., November 18th (Earlier Date)

1:30 p.m., Tues., December 16th (Earlier Date)

Translation Services: For document translation, please call: (707)399-3239

Para la traducción de documentos:

對於文檔翻譯電話

Đối với tài liệu gọi dịch:

Para sa mga dokumento tawag sa pagsasalin

SOLANO COUNTY INTERCITY TRANSIT CONSORTIUM
DRAFT Meeting Minutes of March 25, 2025

1. CALL TO ORDER

Chair Koutow called the regular meeting of the Solano County Intercity Transit Consortium to order at approximately 1:30 p.m. in person and via Zoom.

Members (In Alphabetical Order by Last Name)
Present:

Kristine Ball for Greg Malcolm	Rio Vista Delta Breeze
Lori DaMassa	Vacaville City Coach
Gwendolyn Gill	Solano County Health & Social Services for Older & Disabled Adult Services
Robert Guerrero	Solano Transportation Authority
Louren Kotow, Chair	Dixon Read-Ride
Beth Kranda (Zoom)	Solano County Transit (SolTrans)
Debbie McQuilkin	Solano Mobility
Sanjay Mishra	Fairfield Transit
Nouae Vue	Suisun Microtransit

Members

Absent: None.

Also Present (In Alphabetical Order by Last Name):

Kristina Botsford	SolTrans
Nick Burton	STA
Lorene Garrett	STA
Helen “Cookie” Gordon	Vallejo City Council Woman/SolTrans Board Member
Leslie Gould	STA
Ron Grassi	STA
Kathrina Gregana	STA
Daryl Halls	STA
Tateyana Hendricks	Vacaville City Coach
Dulce Jimenez	STA
Johanna Masiclat	STA
Sean Person	STA
Natalie Quezada	STA

2. APPROVAL OF AGENDA

On a motion by Debbie McQuilkin, and a second by Nouae Vue, the Solano County Intercity Transit Consortium approved the agenda to include an amendment to move Agenda Item 9.C to Agenda Item 7.A. Staff requested to move the SolTrans Comprehensive Operational Analysis (COA) Solano Express Network from Informational to Action Non-Financial. (8 Ayes)

3. OPPORTUNITY FOR PUBLIC COMMENT

None.

4. REPORTS FROM MTC, STA STAFF AND OTHER AGENCIES

None.

5. PRESENTATIONS

Bike Month presented by Lorene Garrett

6. CONSENT CALENDAR

A. Minutes of the Consortium Meeting of February 25, 2025

Recommendation:

Approve the Minutes of the Consortium Meeting of February 25, 2025

On a motion by Nouae Vue, and a second by Sanjay Mishra, the Solano County Intercity Transit Consortium approved the Consortium meeting minutes of February 25, 2025.
(9 Ayes)

7. ACTION NON-FINANCIAL ITEMS

A. STA Draft Comments on SolTrans Comprehensive Operational Analysis (COA) Solano Express Network

Robert Guerrero commented that based on a recent special meeting held by SolTrans on March 20, 2025, STA staff is amending their draft comments for consideration and approval by the STA Board. He summarized the two additional specific comments related to maximizing ridership versus coverage and reiterating STA's desire to maintain transit service connections as it relates to college institutions, specifically Solano Community College.

After discussion, the Consortium agreed to forward STA's updated comments to the STA Board as noted in the recommendation below *with a caveat that staff will have continued conversations with SolTrans regarding the regional transit electrification project as related to selection of site location (Walnut Creek versus North Concord).*

Recommendation:

Forward recommendation to the STA Board to approve the following:

1. STA's updated comments as detailed in Attachment B; and
2. Authorize the Executive Director to forward the attached comments from the STA Board to the SolTrans Board as part of the Existing Conditions Report for SolTrans COA.

On a motion by Sanjay Mishra, and a second by Nouae Vue, the Solano County Intercity Transit Consortium unanimously approved the recommendation with a caveat noted above in *bold italics*. (9 Ayes)

8. ACTION FINANCIAL ITEMS

A. Solano Mobility Express Vanpool Pilot Program Extension for Fiscal Year (FY) 2025-26

Lorene Garrett reported on the program's reliability with only two missed routes (rider accommodations provided) and a 4.98/5 performance rating by riders. She noted that Vanpool riders have requested STA staff to extend the pilot program for an additional fiscal year. With Governor Newsom's return to the office order for State employees, the vanpool has seen a recent increase in riders and more are expected. STA staff recommend extending the pilot for fiscal year (FY) 2025-26 at the cost of \$125/revenue hour.

Recommendation:

Forward a recommendation to the STA TAC and Board to authorize the Executive Director to:

1. Amend the agreement with SHARE Mobility for the Solano Mobility Express Vanpool Pilot Program; and
2. Extend the program to June 30, 2026 at an amount not-to-exceed \$125/revenue hour or \$598,340 per year.

On a motion by Sanjay Mishra, and a second by Nouae Vue, the Solano County Intercity Transit Consortium unanimously approved the recommendation. (9 Ayes)

B. Solano Express Intercity Transit Funding and Cost-Sharing Agreement

Daryl Halls reminded the Consortium members that the agreement is crucial for the program's funding and emphasized the need for a funding agreement for the service to continue. He added that if this goes to the STA Board for adoption at their meeting on April 9, 2025, this guarantees funding from all the funding partners.

Committee Member Comments:

Beth Kranda commented that they are in the middle of their COA and the agreement has not yet gone to the SolTrans Board. She did not want to recommend forwarding the agreement due to her main concern of being held accountable for schedules and service changes that will likely be occurring in which the funding partners may not agree to.

Lori DaMassa commented that this Committee should be following the Transit 2030 Policy recommendations approved by the STA Board.

Daryl Halls noted that the funding agreement will be needed prior to SolTrans claiming the funding for FY 2025-26 Solano Express service. Beth Kranda indicated that she understood the funding agreement is needed. Daryl Halls requested that SolTrans provide language pertaining to services outlined in the agreement.

After more discussion, the group agreed to table this item until the next month's meeting of the Consortium on April 29, 2025.

9. INFORMATIONAL ITEMS – DISCUSSION

A. Solano Comprehensive Transportation Plan (CTP) Update: Member Agency Priority Project Submittals for Transit and Rideshare Element

Robert Guerrero commented that the priority projects list have not changed. He noted there is still time to make any transportation or transit specific related changes to be considered since the CTP subcommittees will be discussing the projects list for another couple of months.

B. Solano Mobility Programs - Call Center 2nd Quarter Report for Fiscal Year (FY) 2024-25

Ron Grassi presented the Solano Mobility Program Call Center's second quarter report for FY 2024-25.

C. This item was moved to Action Non-Financial Update on SolTrans Comprehensive Operational Analysis (COA) Solano Express Network

D. Microtransit Services within Solano County

STA staff clarified to Beth Kranda that she requested this item to be agendaized. Shaun Vigil, FAST Transit Operations Manager, provided a performance overview of their microtransit and paratransit services.

NO DISCUSSION

E. Status of Transit 2030 Implementation Recommendations

F. Legislative Update

G. Summary of Funding Opportunities

10. FUTURE INTERCITY TRANSIT CONSORTIUM AGENDA ITEMS

The Committee members reviewed and provided feedback on the agenda items listed in the month of April through September 2025.

**11. TRANSIT CONSORTIUM OPERATOR UPDATES AND COORDINATION ISSUES
TRANSIT CONSORTIUM MEMBER UPDATES**

A. County of Solano

Gwendolyn Gill noted that Health and Social Services will present the Aging and Disability Plan at the Board of Supervisors meeting on May 6, 2025.

B. Benicia-Vallejo Solano County Transit

Kristina Botsford provided recruitment and performance updates.

C. Dixon Redit-Ride

Louren Kotow reported on the completion of their annual survey and budget.

D. Fairfield Transit

None to report.

E. Rio Vista Delta Breeze

None to report.

F. Solano Mobility Update

Debbie McQuilkin reported on the ongoing outreach efforts of the Community Based Transportation Plan in Dixon.

G. Suisun City Microtransit

None to report.

H. Vacaville City Coach

None to report.

I. STA

Robert Guerrero reported on the coordination phase of the public outreach efforts of the Comprehensive Transportation Plan (CTP).

11. ADJOURNMENT

The meeting adjourned at 2:35 p.m. The next regular meeting of the Solano County Intercity Transit Consortium is scheduled for **1:30 p.m. on Tuesday, May 27, 2025.**



DATE: April 18, 2025
TO: Solano County Intercity Transit Consortium
FROM: Daryl Halls, Executive Director
Robert Guerrero, Deputy Executive Director/Director of Planning
Nick Burton, Director of Projects
Ron Grassi, Director of Programs
RE: STA's Draft Overall Work Plan (OWP) for FYs 2025-26 and 2026-27

Background:

Each year, the Solano Transportation Authority (STA) Board and staff identify and update the STA's priority plans, projects, and programs. These tasks provide the foundation for the STA's OWP for the forthcoming two fiscal years. In July 2002, the STA Board modified the adoption of its list of priority projects to coincide with the adoption of its two-year budget. This marked the first time the STA had adopted a two-year Overall Work Plan.

Over the past 20 plus years, the STA's Overall Work Plan (OWP) has continued to evolve based on changing Board priorities, requests from the eight member agencies that comprise the STA's Joint Powers Authority (JPA), and to address priorities, policies, and requirements emanating from the federal, state, and the region. The focus of the STA during the timeframe of 2000 to 2005 was to complete the first Solano County Comprehensive Transportation Plan, initiate various corridor studies, and identify a handful of priority projects to fund and advance into construction. From 2005 to the present, the STA has taken a more proactive role in advancing projects through a variety of project development activities and has expanded its transit coordination role in partnership with Solano's five local transit operators, the Capitol Corridors, and the San Francisco Bay Ferry. STA is now managing numerous mobility programs, through our role as a Consolidated Transit Service Agency (CTSA), designed to improve mobility and access for older adults, people with disabilities, low-income residents traveling to work, shopping, medical appointments, veterans, and school-age children and their parents traveling to and from school.

Planning FY 2025-26

During this FY, STA's planning activities focused on supporting the seven cities and the County in completing their Housing Element updates through the Solano Housing Collaborative. With all eight housing elements complete, efforts in early 2025 and into FY 2025-26 will shift to supporting Housing Element implementation. Planning staff will also continue advancing several major planning efforts into the upcoming fiscal year, including carrying over the Solano Rail Hub Project and continuing work on the three elements of the Comprehensive Transportation Plan (CTP). Significant progress was made this FY on several planning efforts, such as the Safe Routes to Schools (SR2S) Plan, and completion of the Vallejo Passenger Rail Study and the Solano Rail Crossing Safety Improvements Plan Update. In addition, several new efforts were launched, including the Solano Transportation Resiliency Plan, Solano Rail Hub Priority Development Area (PDA) Plan, and Solano Priority Production Area (PPA) Plan. Staff also worked closely with the Metropolitan Transportation Commission (MTC) on the Plan Bay Area 2050+ Update and continued administering discretionary funding through the Bay Area Air Quality Management District Transportation Funds for Clean Air.

Projects FY 2025-26

In 2009, the STA's eight member agencies approved an update and modification to the STA's Joint Powers Agreement that authorized the STA to perform all aspects of project development and delivery, including right of way functions for specified priority projects. The following list provides a summary of accomplishments of this last year:

- ✓ Received Board approval to award construction contract for the construction of the State Route (SR) 37/Fairgrounds Drive Diverging Diamond interchange obtained Regional Measure 3 funds for the construction phase.
- ✓ Worked with MTC and Caltrans to initiate the design phase for SR 37 Interim Congestion Relief Project (SR 37/121 to Mare Island).
- ✓ Received Board approval to initiate design for Package 5 of the Interstate 80 (I-80)/680/SR12 Interchange Project, which received RM3 funding for design totaling \$11M.
- ✓ STA landed two SB1 Grants three years ago. The first was \$123.4M for the I-80 Managed Lanes Project construction phase which started construction in May 2022 and is slated to be open in 2025, while the second was \$26M for the I-80 Westbound Truck Scales design phase with STA taking the lead on the design phase which is at 95% completion.
- ✓ This year, STA obtained another SB 1 grant (\$129M) for construction of the I-80 Westbound Truck Scales with STA taking the lead for completing right of way acquisition.
- ✓ Implementation of the 2018 and 2020 State Transit and Intercity Rail Capital Program (TIRCP) grants for Solano Express Service Integration and Electrification are still underway.
- ✓ In partnership with Caltrans and Rio Vista, the SR 12 SHOPP project will be delivered in three phases with the first phase already completed, while phases 2 and 3 to start in FY 2026-27.
- ✓ Completed the eleventh annual report for the Regional Transportation Impact Fee (RTIF) Program, which passed the \$24 million milestone in funds generated for the Program.
- ✓ The Abandoned Vehicles Abatement (AVA) Program reimbursed 7,997 vehicles abated during the previous fiscal year.
- ✓ Developed updated funding plan for Jepson Parkway project phases.
- ✓ STA was awarded \$123,916 in Low Carbon Transit Operations Program (LCTOP) funding for installing electric vehicle infrastructure at the Suisun City Mobility Hub Project. This was in addition to the \$200,000 that STA received in LCTOP funding the prior year for the same project.
- ✓ STA received grant eligibility from the California Transportation Commission for the Competitive Program of the Local Partnership Program. The STA received an additional \$200,000 funding from Bay Area Air Quality Management District (BAAQMD) for the Bay Trail/Vine Trail Project, which increased BAAQMD's funding for the project from \$400,000 to \$600,000.

Programs FY 2025-26

STA's Program Department has remained active in providing mobility programs and options. The assortment of 17 countywide and two local programs offered have continued to grow and evolve. STA's First and Last Mile Program partnership with LYFT continues to bridge service gaps supporting transit service. While the number of people commuting has been steadily increasing over the past year, the Solano Employer/Commuter Programs have assisted north county residents from Vacaville and Dixon get to Sacramento through the Solano Mobility Express Vanpool Pilot Program. The bucks for bikes program encourage the transition from single vehicle occupancy. Staff has completed Community Based Transportation Plan(CBTP) for the Cities of Suisun City and Rio Vista, and is currently working on the CBTP for the City of

Dixon. Staff is also working on building partnerships with our adjacent counties along the SR 37, I-80 and I-680 travel corridors to eliminate barriers for the commuters between counties.

The Safe Routes to School (SR2S) Program had another proactive and productive school year with the initiation of a 3rd cycle of Micro Grant Projects and another round of enforcement grants. The program initiated a SR2S Plan update this past year and is planned for completion in early FY 2025-26.

The STA, with funding provided by MTC, has initiated a Connected Mobility Implementation Plan which provides important information regarding performance measures, developed a SR 37 Transit/TDM Plan, and how best to respond to the 27 recommendations and six focus areas brought forward by MTC's Blue Ribbon Transit Recovery Task Force. Overall, the Programs Department has continued to provide mobility services throughout the county, the summary includes:

- ✓ The Solano Mobility Call Center assisted 9,271 individuals by phone, 469 in person, and 122,768 website users.
- ✓ Assessed 483 individuals for American with Disabilities Act (ADA) eligibility.
- ✓ Expanded the Intercity Paratransit Taxi Card Program to include non-ambulatory services and provided 2,685 trips and implemented the program in Suisun City with 10,783 rides.
- ✓ Completed 774 Travel Training and field trips.
- ✓ GoGo Grandparents provided 20,316 trips.
- ✓ 54,393 rides provided on the First Last Mile Program.
- ✓ 858 employer engagements through Solano Mobility and the Solano EDC at Chamber and 25 tabled events in fiscal year 2023/24.
- ✓ The Equitable Access to Justice Pilot providing 1,175 rides for jurors and collaborative court participants.
- ✓ The Solano Mobility Express Vanpool Pilot providing 6,246 rides since program inception.
- ✓ Updated incentives programs to enhance goals of the programs.

Discussion:

Attached for review is the STA's OWP for FY's 2025-26 and 2026-27. The 27 plans, 17 projects and 18 programs contained in the current OWP have been updated to reflect milestones achieved and contain new additions approved by the STA Board during FY 2024-25 that increase the OWP to 62 items.

PROJECT DELIVERY/COMPLETE PROJECTS/NEAR TERM CONSTRUCTION PROJECTS

Gearing up for the STA's Budget for FY 2025-26 and 2026-27, the following five OWP projects are fully funded and are now completed, currently under construction or slated to be in construction in FY 2025-26 or 2026-27:

- ✓ I-80 Managed Lanes (Conversion of HOV Lanes to Express Lanes from Red Top Road to Air Base Parkway and the New Express Lanes from Air Base Parkway to I-505) – Under Construction
- ✓ I-80 Westbound Truck Scales (design phase underway with SB 1 grant and RM 3 for right of way)– STA (environmentally cleared)-RM 3/SB1 TCEP/Federal Earmark – construction scheduled to start in 2025-26.
- ✓ SR12 SHOPP/Complete Highways Project – construction scheduled for 2026-2027
- ✓ SR 29 SHOPP/Complete Highways Project – construction scheduled for 2025-26
- ✓ SR 37/Fairgrounds Interchange Improvements – under construction

There are several projects that are currently in the project development phase with a specific project development phase currently funded so that work can continue, but the project is not fully funded and the STA is seeking additional future funds for construction.

- ✓ I-80/I-680/SR 12 Interchange – Phase 5 design phase– RM 3
- ✓ SR 37 Interim Congestion Relief Project (SR 121 to Mare Island), design phase funded – Caltrans/MTC/STA/SCTA/NVTA – RM 3/SB1/State Funding
- ✓ Jepson Parkway – remaining unfunded segments City of Fairfield and Vacaville – Fairfield and Vacaville to seek Developer Implementation– RTIF/TIF/LPP/Others

Finally, there are several projects that are included in the OWP, but the initial or next phase of the project is not currently funded in the current two-year budget.

- ✓ I-80 Express Lanes Project – Carquinez Bridge to SR 37 – seeking environmental phase funding
- ✓ I-80 Express Lanes – I-505 to Yolo County Line – Seeking PID Funding
- ✓ SR 37 Mare Island Interchange - Seeking supplemental PID Funding
- ✓ SRs 12 and 113 Comprehensive Multimodal Corridor Plan Updates

TRANSIT CENTERS

In recent years, STA has partnered with local transit operators and cities to improve and upgrade regional transit centers. There are several priority transit centers where the STA has successfully pursued and obtained or programmed federal, state or regional funds. Several of these projects are moving through project development phases. These projects are initial phases of larger planned transit projects that are not fully funded. The larger, long range transit centers are as follows:

- ✓ Suisun City Mobility Hub-Project – Construction completed FY 2024-25
- ✓ Vallejo Station – Phase B- RM 3 eligible -initial funding requested for environmental/design
- ✓ Solano Rail Hub – Capital improvements for expanded Capital Corridor service and future SMART service -RM 3 funds requested for Environmental and Design
- ✓ Fairfield/Vacaville Hannigan Rail Station – Phase 2 (Station Building/Additional Parking)
- ✓ Fairgrounds Mobility Hub Project - initial phase fully funded OBAG3/County TDA

STA PLANNING ACTIVITIES

The following planning studies are either recently completed, ongoing or scheduled to be undertaken or completed in FY 2025-26:

- ✓ Completed the Rio Vista Community Based Transportation Plan (CBTP) – Programs Department
- ✓ Completed Vallejo Passenger Rail Feasibility Study
- ✓ Completed Solano Rail Crossing Safety Improvements Plan Update
- ✓ Continue coordination on Housing Element Implementation with Solano member agencies, including the Solano Housing Collaborative
- ✓ Safe Routes to Schools Plan Update
- ✓ Working on Dixon CBTP and initiating County CBTP in 2025-26
- ✓ Work with MTC on Plan Bay Area 2050 update
- ✓ Comprehensive Transportation Plan- three elements, and equity framework underway
- ✓ Solano Connected Mobility Implementation Plan in process
- ✓ 2025 Congestion Management Program
- ✓ Solano-Napa North Bay Passenger Rail Feasibility Study

- ✓ Solano Rail Hub Priority Development Area (PDA) Plan
- ✓ Solano Priority Production Areas (PPA) Plan
- ✓ Solano Transportation Climate Resiliency Plan
- ✓ Solano Routes of Regional Significance Update – Projects Department
- ✓ State Route 12 Corridor Study - Projects Department
- ✓ State Route 113 Corridor Study – Projects Department

STA PROGRAMS

Some of the major upcoming programs included the following:

- ✓ Solano Safe Routes to Schools (SR2Ss) Cycle 4 Micro-Grant and 6th Round Enforcement Grant
- ✓ Completed sixth Full Year of College Fee program for SCC students
- ✓ The Solano Mobility Management Call Center will continue to be marketed to likely users to increase awareness of mobility options
- ✓ Focus on mobility options for Older Adults, Veterans and People with Disabilities will also continue with focused outreach, Travel Training and GoGo Grandparents
- ✓ Completion of tenth year of In-Person ADA Eligibility Program will continue with the added ease of over the phone assessments if applicable
- ✓ The Employer-Commuter Program is looking to expand the use and marketing of Ride Amigos, First and Last Mile, vanpool connections and working along corridors with our neighboring counties
- ✓ Implementation of eleventh year of the RTIF Program

There are several primary tasks for STA working with the transit operators in FY 2025-26. First will be working collaboratively on the Solano Connected Mobility Implementation Plan on the six focus areas of MTC's Blue Ribbon Transit Recovery Task Force. Update and execution of the Solano Express funding agreement for FY 2025-26. Development of the five-year operations of the Solano Express funding agreement. The coordination with Comprehensive Operational Analysis (COA) for Solano Express with SolTrans and funding partners based on recommendations of Solano County Transit 2030 Policy recommendations.

The OWP contains plans, projects, transit projects, city project, transit/mobility programs, and coordination or funding programs. The draft OWP will be presented to the Consortium and TAC in April and the STA Board in May with Board adoption scheduled for June of 2025.

The two-year OWP will lead-up to the Board's adoption of STA's updated two-year budget scheduled for July.

Recommendation:

Forward the STA's Draft Overall Work Plan (OWP) for FY 2025-26 and 2026-27 to the STA TAC and STA Board as shown in Attachment A.

Attachments:

- A. STA's Draft Overall Work Plan (OWP) for FY 2025-26 and 2026-27

THIS PAGE INTENTIONALLY LEFT BLANK.

SOLANO TRANSPORTATION AUTHORITY

FINAL DRAFT OVERALL WORK PLAN (OWP) FOR FY 2025-26 AND FY 2026-27

(Pending STA Board Approval on June 11, 2025)

CATEGORY	No.	PROJECT DESCRIPTIONS	LEAD AGENCY	FUND SOURCE	2025-26	2026-27	EST. PROJECT COST	DEPT. LEAD STAFF
STA Lead - Projects	1.	<p><u>I-80/I-680/SR 12 Interchange</u></p> <p>A. Reporting for Suisun Creek Mitigation Site and resolution of endowment dispute</p> <p>B. Determine Priorities for Future Packages</p> <p>C. Resolution of Local Utility Relocation Procedures Transfer of R/W to Caltrans for Packages 1 and 2</p> <p><u>Milestones:</u> Packages 1 and 2 are open to the public.</p> <p><u>Status:</u></p> <ul style="list-style-type: none">Wetland Mitigation Site Dispute for EndowmentPackage 1 and 2 R/W transfer to Caltrans scheduled for Fall 2023RM3 litigation resolved, \$99M available further development of the I-80/I-680/SR 12 Interchange ProjectPackage 5 is currently in design <p><u>Estimated Completion Date (ECD):</u> Complete design of Package 5 end of 2026. R/W phase to begin in Fall 2025. Pending full funding, initiate construction in 2026-27.</p>	STA	RM3 SB1 STIP	X	X	By Construction Package: #1 - \$111 M #2A - \$86 M #5 - \$150M #3,4, 6, & 7 - \$603M (2023 FPAU) #3 – \$180M #4 – \$249M #6 – \$70M #7 – \$102M	<u>Projects</u> Nick Burton
STA Lead – Projects	2.	<p><u>I-80 Managed/High Occupancy Vehicle (HOV)Lanes</u></p> <p>A. Convert Existing I-80 HOV Lanes to Managed Lanes (Red Top Rd to Air Base Pkwy) and build new Managed/HOV Lanes Air Base Pkwy to I-505 – Segment 1</p> <p>B. I-80 - Carquinez Bridge to Red Top Road – Segment 2 (I-780 ramp to EB 80)</p> <p>C. I-80 – I-505 to Yolo County Line – Segment 3</p> <p><u>Milestones:</u> Construction began in Spring 2022. Westbound HOV lanes opened to traffic March 2025.</p> <p><u>Status:</u></p> <ul style="list-style-type: none">Eastbound HOV lanes scheduled to open May 2025Tolling operations scheduled to be implemented Fall 2025Construction scheduled through January 2026 – Segment 1Seeking funding for environmental document (\$8 M) – Segment 2Seeking funding for Project Initiation Document (PID) (\$2M) – Segment 3MTC lead for Managed Lanes Integrator <p><u>ECD:</u> CON complete January 2026 for segment 1</p>	STA:PA/ED & Design Caltrans: CON	SB1 and Bridge Tolls BAIFA Funds for PS&E RM 3 STIP and SB1 Segment 1	X	X	A. \$263M (CON) B. \$8M (PA/ED) C. \$2M (PID)	<u>Projects</u> Nick Burton

SOLANO TRANSPORTATION AUTHORITY

FINAL DRAFT OVERALL WORK PLAN (OWP) FOR FY 2025-26 AND FY 2026-27

(Pending STA Board Approval on June 11, 2025)

CATEGORY	No.	PROJECT DESCRIPTIONS	LEAD AGENCY	FUND SOURCE	2025-26	2026-27	EST. PROJECT COST	DEPT. LEAD STAFF
STA Lead Projects	3.	<p><u>I-80 Westbound Cordelia Truck Scales</u></p> <p>Construct new WB Truck Scales ½ mile to the east of existing location. Work includes new ramps, protect in place of North Bay Aqueduct, R/W acquisition.</p> <p><u>Milestones:</u></p> <ul style="list-style-type: none">SB1 funding awarded for PS&E (\$29M). STA is the lead for the design and right-of-way. RM3 funds will cover the RW cost.SB1 TCEP funding awarded for CON (\$129M)Design package completed April/May 2025R/W phase completed in April/May 2025CMGC contractor selected. <p><u>Status:</u></p> <ul style="list-style-type: none">Obtain CTC allocation for CON funding (TCEP) by May 2025 <p><u>ECD:</u></p> <p>Construction is anticipated to begin July 2025 with completion estimated for spring 2028.</p>	STA	PS&E STIP TCEP (Design) TCEP (Construction) RM3	X	X	WB Scales (\$243 M): PS&E \$29 M R/W \$25 M CON \$199 M	<u>Projects</u> Nick Burton Jasper Alve
STA Co-Lead Projects	4.	<p><u>SR 37 Corridor</u></p> <p>Improve SR 37 between I-80 in Solano County and SR 101 in Marin County to address Sea Level Rise and reduce congestion.</p> <ul style="list-style-type: none">Interim Congestion Relief Segment BUltimate Project Planning and Environmental Linkages (PEL)SR 37/Fairgrounds Dr. InterchangeMare Island Interchange Supplemental PID <p><u>Milestones:</u></p> <p><u>Interim Congestion Relief Segment B</u></p> <ul style="list-style-type: none">Project Approval/Environmental Document (PA/ED) Interim Congestion Relief Project Draft ED released for public comment Fall 2021. Final Document completed February 2023.MTC will apply for federal and state grants in 2025 for Interim Project.50 acres along Segment B purchased, Solano County holds property until needed by project65% PS&E completed in December 2024CTC Toll application for Interim Project was approved June 2023. (interim) <p><u>SR 37/Fairgrounds Dr. Interchange</u></p> <ul style="list-style-type: none">SR 37/Fairgrounds Dr. PS&E completed.CON phase fully funded with combination of funding sources: RM3, RTIF, TDA3, TDA 4, and STAF totaling \$30MFairgrounds Dr design completed and construction contract was awarded in December 2024Project communications plan developed	Caltrans/MTC/ STA	Bridge Toll RTIP Local Funds	X	X	Interim B \$500M Ultimate\$11B Fairgrounds \$30M (RM3 \$20M, STIP RM3 LONP \$5.268M, STAF \$2.2M, County Funds \$4M, and RTIF \$2.271M) Mare Island Supplemental PID \$500k	<u>Projects</u> Nick Burton Leslie Gould

SOLANO TRANSPORTATION AUTHORITY
FINAL DRAFT OVERALL WORK PLAN (OWP) FOR FY 2025-26 AND FY 2026-27
(Pending STA Board Approval on June 11, 2025)

CATEGORY	No.	PROJECT DESCRIPTIONS	LEAD AGENCY	FUND SOURCE	2025-26	2026-27	EST. PROJECT COST	DEPT. LEAD STAFF
		<u>Mare Island Interchange Supplemental PID</u> <ul style="list-style-type: none">STA staff met with developer and city staff to identify the PID as the next stepSTA staff met with Caltrans staff to confirm that supplemental PID is the next stepLooking to obtain RM3 funding for the supplemental PID in 2025-26STA requests Mare Island Interchange as part of the Ultimate Project <u>Status:</u> <ul style="list-style-type: none">Interim Project currently in design and value analysis (interim)Ultimate Project team working on segment between US101 to Atherton(ultimate)Ultimate Project design and coordination with SMART is ongoing (ultimate).Mare Island Interchange improvements to be completed as part of ultimate project, will be seeking local match funds for the reconstructed Interchange from City of Vallejo/Developer. <u>ECD:</u> SR37/Fairgrounds Drive Interchange estimated completion of construction February 2026.						
STA Co – Lead Projects	5.	<u>State Route (SR) 12 East</u> SR 12 Corridor (I-80 to Countyline) <ul style="list-style-type: none">A. Gap Project from McClosky to Countyline resurfacing, restoration, and complete streetsB. Rio Vista SHOPP projects (Segments 1 through 3) <u>Milestones:</u> <ul style="list-style-type: none">Gap Project PA/ED completed.First segment bid package completed.Caltrans split project into 3 segments for construction,Segment 1 – Construction completedSegment 2 - Church Rd Area, RTL in Fall 2026Segment 3 - Downtown improvements, RTL in Fall 2026STA and City approved funding for enhancements in downtown Rio Vista (\$1.3M)PS&E for segments 2 and 3 are completedSTA/Caltrans executed Cooperative Agreement for enhancement funding of elements in downtown Rio Vista. <u>Status:</u> <ul style="list-style-type: none">Segments 1 construction completedSegments 2 and 3 R/W underwayReprogrammed \$1.9M STIP funds from 2023-24 to 2025-26 <u>EDC:</u> Segment 1 Construction– Completion 2024 Segment 2 Construction – Spring 2028 Segment 3 Construction – Spring 2028	Caltrans Caltrans	SHOPP STIP RTIF Local TIF	X	X	\$53M	<u>Projects</u> Nick Burton Leslie Gould, Jasper Alve

SOLANO TRANSPORTATION AUTHORITY
FINAL DRAFT OVERALL WORK PLAN (OWP) FOR FY 2025-26 AND FY 2026-27
(Pending STA Board Approval on June 11, 2025)

CATEGORY	No.	PROJECT DESCRIPTIONS	LEAD AGENCY	FUND SOURCE	2025-26	2026-27	EST. PROJECT COST	DEPT. LEAD STAFF
STA Co-Lead Projects	6.	<p><u>SR 29 Corridor Coordination</u></p> <p>A. Improve SR 29 from Napa County line to Interstate 80 in multiple capacities, including pavement quality, bike and ped access, safety, and transit operations.</p> <p>B. Coordinate with Caltrans to advance State Highway Operations Protection Program (SHOPP) funding for SR29 rehabilitation.</p> <p>C. Collaborate with Vallejo, SolTrans and Caltrans to implement Sonoma Blvd Specific Plan elements along SR29 with the goal of transforming it into a “complete street.”</p> <p><u>Milestones:</u></p> <ul style="list-style-type: none">Project awarded \$3.8M SHOPP set-aside for implementation of Sonoma Blvd Specific Plan with rehabilitation project. This matches Vallejo contribution of \$720k. This added work with be constructed with the larger Caltrans SHOPP project.Project Report approved April 2023PS&E is completedRTL'd in December 2024 <p><u>Status:</u></p> <ul style="list-style-type: none">Caltrans will implement components of Sonoma Blvd Specific Plan with SHOPP rehab project as much as there is funding availableReleasing bid notice in Spring 2025 <p><u>EDC:</u> Start of construction is scheduled for Summer 2025</p>	Caltrans City of Vallejo STA SolTrans	SHOPP & SHOPP ATP SR2S Projects funded through ATP Complete Streets enhancements are locally funded	X	X	\$35.4M	<u>Projects</u> Nick Burton Jasper Alve
STA Lead – Projects	7.	<p><u>Solano Express and Traffic Demand Management (TDM) Capital Improvements</u></p> <p>Transportation projects that support facilities such as transit hubs and park and ride lots to attract and support increased ridership on Solano Express Buses and decrease single occupant vehicles.</p> <p>A. Solano Express I-80 Bus Stops/Ped Improvements</p> <p>B. Solano Express Electrification</p> <p>C. Inductive Charging & Zero Emission Buses Solano Express Connected Mobility Plan</p> <p>D. Transit Signal Prioritization (TSP)</p> <p><u>Milestones:</u></p> <p><u>2018 TIRCP - \$10M Awarded towards Solano Regional Improvements</u></p> <ul style="list-style-type: none">\$2M allocated for SolTrans and FAST for Solano Express electrification infrastructure design at their maintenance yards.Fairfield FTC Slip-Ramp and Ped Improvement project construction completed in early 2022.PS&E for O&M yards of SolTrans and FAST completed.SolTrans completed procurement of one (1) battery electric (zero-emission) bus in 2023. <p><u>2020 TIRCP - \$10.4M</u></p> <ul style="list-style-type: none">\$2.7M awarded for five inductive charging pads located at regionally significant facilities.\$550k awarded for Network Integration Study and Equipment Purchase\$1.7M in CEC funds towards seven inductive charging pads.Inductive Charging ENV completed and PS&E currently underway.	MTC STA	TPI (swapped for STAF) and YSAQMD TIRCP Advanced OBAG 3 RTIF	X	X	\$3,912 STAF \$75k YSQAMD	<u>Projects</u> Jasper Alve Leslie Gould

SOLANO TRANSPORTATION AUTHORITY
FINAL DRAFT OVERALL WORK PLAN (OWP) FOR FY 2025-26 AND FY 2026-27
(Pending STA Board Approval on June 11, 2025)

CATEGORY	No.	PROJECT DESCRIPTIONS	LEAD AGENCY	FUND SOURCE	2025-26	2026-27	EST. PROJECT COST	DEPT. LEAD STAFF
		<ul style="list-style-type: none">Countywide Transit Electrification Transition Plan completed.Connection Protection Pilot Study was completed in June 2024. <p><u>Status:</u></p> <ul style="list-style-type: none">PS&E for inductive charging pads at seven (7) regional sites began February 2021 and submitted PG&E application for all 5 sites.Due to cost increases, the number of sites where to install inductive chargers will be reduced to 2 locationsPS&E previously underway for W. Texas Solano Express Bus Stop and Ped connection was shelved. New project to be identified by STA in coordination with CalSTA. <p><u>ECD:</u> Inductive Charging Network PS&E – Summer 2025</p>						
STA Lead-Projects	8.	<p><u>Highway Performance Monitoring System (HPMS) Data Collection</u> Part of the Federal MAP-21 requirements, MTC required implementation of this federal requirement with OBAG 3. STA coordinates with member agencies to collect local data related to Traffic, Facility Inventory and Pavement Data. Primarily traffic counts.</p> <p><u>Milestones:</u></p> <ul style="list-style-type: none">Work with PDWG Members to continue data collection –June 2025Input data – June through September <p><u>Status:</u> Continue to monitor and collect data from member agencies and submit to MTC.</p> <p><u>ECD:</u> On-Going requirement of OBAG3</p>	STA Member Agencies		X			<u>Projects</u> Jasper Alve
STA Lead – Projects	9.	<p><u>Jepson Parkway Project</u></p> <p>A. Vanden to Leisure Town Rds - Fairfield (Segments 2A, 2B, and 2C)</p> <p>B. Leisure Town Rd. from Vanden to Orange Dr. - Vacaville (Segments 1A 1B, and 1C)</p> <p><u>Milestones:</u></p> <ul style="list-style-type: none">PA/ED- CompletedConstruction Segment 1A – CompletedConstruction Segment 2A – CompletedR/W Segments 1A and 2A, 2B – CompletedFunding Agreements Segments 1B/C and 2B – CompletedFairfield: obtained \$4M of Federal earmark funding in 2023 <p><u>Status:</u></p> <ul style="list-style-type: none"><u>Segment 1B</u> Vacaville; Construction commenced in Spring 2024<u>Segment 2B</u> Fairfield Funding/Construction by Developer for CON 2025-26<u>Segment 2C</u><ul style="list-style-type: none">Fairfield Construction estimated 2026-27	STA Partners: Vacaville Fairfield	STIP 2006 STIP Aug Fed Demo Local RTIF TIF LPP	X	X	\$106 M Remaining Segments	<u>Projects</u> Nick Burton

SOLANO TRANSPORTATION AUTHORITY
FINAL DRAFT OVERALL WORK PLAN (OWP) FOR FY 2025-26 AND FY 2026-27
(Pending STA Board Approval on June 11, 2025)

CATEGORY	No.	PROJECT DESCRIPTIONS	LEAD AGENCY	FUND SOURCE	2025-26	2026-27	EST. PROJECT COST	DEPT. LEAD STAFF
		<ul style="list-style-type: none">Eligible for Local Partnership Program – Competitive Program Funds <p><u>ECD:</u> CON (Phase 1B) Completion 2025-26</p>						
STA Lead Projects	10.	<p>Vallejo Station (Phase B) Revitalize Vallejo’s 92-acre waterfront with a mix of new housing, retail, office, and light industrial jobs, plus new parks and improved open space. Phase B includes a separate Parking Structure.</p> <p><u>Milestones:</u></p> <ul style="list-style-type: none">\$10M request for RM3FundingCity of Vallejo to commit balance of project funding prior to RM3 request to WETA/STADraft Funding Plan developed (\$10M RM3 WETA, \$10 M RM3 North Bay Transit/STA, and \$12+ M Vallejo)Allocation of \$1.5M RM3 for EIR and DesignRemaining \$500k of RM2 <p><u>Status:</u> Coordinating with City of Vallejo for development of funding agreement prior to RM3 request in order to initiate EIR and design</p>	City of Vallejo	RM 2/3 Local	X	X	\$32M- Construction Cost \$1.5M RM3 \$500K Remaining RM2	Projects Nick Burton
STA Monitoring – Projects	11.	<p>Monitor Delivery of Local Projects/Allocation of Funds</p> <ul style="list-style-type: none">A. Monitor and manage local projects.B. Approve and Program OBAG 3 Projects.C. Monitor Implementation of 4 STIP projects (SR37 /Fairgrounds Dr. CON, Jepson Parkway Phase 2A, 1B/C, and SR12/Church Rd)D. Monitor Implementation of ATP GrantsE. Support local grants application production for ATP/Cap and Trade/Green Communities, etc.F. Support and monitor implementation of TIRCP funded projects <p><u>Status:</u></p> <ul style="list-style-type: none">Monitoring of local projects is an on-going activity; STA developed tracking system for these projects and holds PDWG monthly meetings with local sponsors.Most OBAG 2 projects were delayed by one year by project sponsors, due to COVID related issues.Monitor and Manage SR2S projects implementationMonitor ATP Project ImplementationMonitor HSIP Cycles 9, 10, and 11 projects implementationAid Agencies, as needed, in development of Funding Strategies for local projects with shortfallsParticipate in PDT’s for projects to ensure successful deliveryWork with local agencies to develop applications as needed for ATP/Cap and Trade/ Green Communities, etc.Work with Caltrans, CTC, and MTC to get appropriate allocations and extensions for state funded projects.Monitor and report on MTC’s various committees including Local Streets and Roads Working Group and Programming and Allocations CommitteeProgram OBAG 3 projects in the FTIP and monitor compliance with OBAG 3 requirements	STA	STIP-PPM STP	X	X	N/A	Projects Jasper Alve Leslie Gould

SOLANO TRANSPORTATION AUTHORITY

FINAL DRAFT OVERALL WORK PLAN (OWP) FOR FY 2025-26 AND FY 2026-27

(Pending STA Board Approval on June 11, 2025)

CATEGORY	No.	PROJECT DESCRIPTIONS	LEAD AGENCY	FUND SOURCE	2025-26	2026-27	EST. PROJECT COST	DEPT. LEAD STAFF
		<div><div>○ Four of the five projects are in compliance with OBAG 3 requirements</div><div>ECD: OBAG 3 funding must be obligated by January 2027 or earlier.</div></div>						
STA Co-Lead Projects Program	12.	<div><div>Bridge Toll Project Priorities (Regional Measure 3)</div><div><div>A. North Bay Transit Capital \$20M<ul style="list-style-type: none">\$10M Vallejo Station Phase B\$ 2M Solano Rail Hub/Transit/Micro Transit\$3M State Route 37/Fairgrounds Drive Project\$5M TBD by the STA Board</div><div>B. San Francisco Bay Trail/Safe Routes to Transit<ul style="list-style-type: none">\$3M Vacaville Ulatis Creek Path/I-80 Undercrossing\$3M West Texas Safe Routes to Transit (Heart of Fairfield)\$3M Vallejo/Benicia Bluff Trail\$6M Solano Rail Hub/Pedestrian CrossingSR 37 Public Access Improvements (amount based on results from SR 37 Active Transportation Master Plan)</div><div>C. Solano Express Operating – Competitive<ul style="list-style-type: none">Annual Operating request \$1M – for existing Solano Express service levels</div><div>D. SR 37 Corridor - \$100M<ul style="list-style-type: none">\$15M for Fairgrounds Dr.</div><div>E. I-80/I-680/SR 12 Interchange Project - \$150M<ul style="list-style-type: none">\$11M Package 5 design</div><div>F. Ferry Enhancements Program - \$300M<ul style="list-style-type: none">\$10M for Vallejo Station Phase B</div></div><div>Milestones: RM3 upheld. First round of MTC funding obligations allocated in June/July 2023.</div><div>Status: \$1 Million authorized by MTC for Solano Express for fiscal years 2024-25 and 2025-26 subject to SolTrans complying with MTC’s resolution 3866 (Clipper). Funding to be claimed by SolTrans consistent with funding agreement with STA.</div></div>	STA Vallejo Fairfield Suisun City		X	X		<div>Projects Nick Burton Jasper Alve Ron Grassi</div>
STA Lead - Projects	13.	<div><div>Solano County Pothole Report</div><div>Annual report on countywide rating roadways (mapped by street/by jurisdiction), summary of annual investments in roadway infrastructure and summary of financial shortfall.</div><div>Status<ul style="list-style-type: none">A. The first Solano County Pothole report was completed in December 2014B. The 2nd Solano County Pothole report was completed April 2019C. Subsequent updates to the Pothole Report are anticipated every four years similar to MTC’s schedule.D. Prepare the third Solano Pothole Report FY 2025-26.</div><div>ECD: June/July 2026</div></div>	STA Seven Cities And the County	PPM				<div>Projects Jasper Alve</div>

SOLANO TRANSPORTATION AUTHORITY
FINAL DRAFT OVERALL WORK PLAN (OWP) FOR FY 2025-26 AND FY 2026-27
(Pending STA Board Approval on June 11, 2025)

CATEGORY	No.	PROJECT DESCRIPTIONS	LEAD AGENCY	FUND SOURCE	2025-26	2026-27	EST. PROJECT COST	DEPT. LEAD STAFF
STA Lead – Program	14.	<p><u>Regional Traffic Impact Fee (RTIF) Program</u></p> <p>A. Working Group Coordination B. Strategic Implementation Plan (SIP) C. Annual Reporting D. Fund distribution and management E. Project monitoring</p> <p><u>Milestones:</u></p> <ul style="list-style-type: none">Completed 11th Annual Report – approved by the STA Board December 2024Total of \$24.532M RTIF collected since inception of programCollection of the new fee rate (\$2,500) began in October 2019.An update to the RTIF Nexus Study was completed in Spring 2021 and Winter 2023 to add four projects and fifteen projects, respectively. These projects include West Texas Gateway, Suisun-Fairfield Train Station Pedestrian Crossing, Airport Road Complete Streets, and Parkway Blvd. Overcrossing.Updated RTIF revenue forecast estimates completed in Winter 2023.RTIF Funding Agreement with project sponsors completed <p><u>Status:</u></p> <ul style="list-style-type: none">SIPs will be updated annually.RTIF Working Groups coordinating to update SIPs on a couple of RTIF funded projects and develop RTIF funding agreements (as necessary)\$24.532 million collected to date (Q1 FY 2024-25) with over 80% of available funds committed to projects.STA will meet with all working groups in FY 2024-25 to discuss RTIF funding allocation and project status, project delivery schedule, expenditure plan, and programming of uncommitted funds.Seeking re-approval from the County to continue collecting RTIF for the next five years. <p><u>ECD:</u> RTIF Program is a five-year program that is scheduled to be renewed in 2025. Administrative tasks will be ongoing.</p>	STA Seven Cities And the County	PPM/RTIF	X	X		<u>Projects</u> Jasper Alve
STA Lead- Projects	15.	<p><u>Highway Landscaping</u></p> <p>Work with Caltrans to maintain highway landscaping corridors.</p> <p><u>Milestones</u></p> <ul style="list-style-type: none">STA obtained \$4.7M in Clean California funding for SR12 improvements in Suisun City and Fairfield.Suisun City construction of improvements on SR 12 completed in fiscal 2023-24.City of Fairfield completed its construction in 2024-25.Ribbon cutting event held in March 2025 <p><u>Status:</u></p> <ul style="list-style-type: none">On-going maintenance.City of Fairfield is proposing to add additional improvements within its grant funding.	Caltrans STA Fairfield Suisun City	SHOPP Clean California Funding	X	X	\$4.7M	<u>Projects</u> Jasper Alve

SOLANO TRANSPORTATION AUTHORITY
FINAL DRAFT OVERALL WORK PLAN (OWP) FOR FY 2025-26 AND FY 2026-27
(Pending STA Board Approval on June 11, 2025)

CATEGORY	No.	PROJECT DESCRIPTIONS	LEAD AGENCY	FUND SOURCE	2025-26	2026-27	EST. PROJECT COST	DEPT. LEAD STAFF
		<u>ECD:</u> Project construction completed. On-going maintenance is annual.						
STA Monitoring-Projects	16.	<u>SR 113 Coordination</u> A. Improve SR 113 from Interstate 80 to SR 12 in multiple capacities, including pavement structural section and quality, bike access, safety, and drainage. B. Coordinate with Caltrans to advance State Highway Operations Protection Program (SHOPP) funding for SR113 rehabilitation in accordance with STA’s Board approved priorities. C. Collaborate with Dixon, Solano County and Caltrans to implement improvements. <u>Milestones</u> STA Board approved SHOPP priorities April 2023 with a focus on SR 113 from Creed Road to SR 12. <u>Status:</u> <ul style="list-style-type: none">Forwarded priorities to Caltrans staff for inclusion in the 2024 SHOPP future project. Our objective is to advance to a programmed SHOPP project.Developing SR 113 corridor study under the guidance of the SR 113 Policy Committee <u>ECD:</u> scheduled for FY 2028-29. STA working to maintain schedule 2026 SHOPP from future project to a programmed project.	Caltrans STA Dixon Solano County	SHOPP	X	X	TBD	<u>Projects</u> Nick Burton Leslie Gould
STA Lead-Projects	17.	<u>Suisun Mobility Hub</u> Construct Mobility Hub in downtown Suisun City to service Suisun City Microtransit and public parking needs for the train station. <u>Milestones:</u> <ul style="list-style-type: none">STA Board approved and programmed STAF funds and TDA funds.STA Board approved the project and authorized the advertisement and award of the construction contract. <u>Status:</u> Project is under construction, which includes electric vehicle infrastructure for the STA fleet and Suisun City Microtransit. <u>ECD:</u> Construction is anticipated to be completed in Summer 2025.	STA Suisun City	STAF Suisun TDA			\$3.75M	<u>Projects</u> Nick Burton
STA Co-Lead-Projects Planning	18.	<u>Coordinate with Capitol Corridor Rail Stations/Service & Rail Plan and Service</u> Plan, market and implement rail service in partnership with CCJPA, SMART and STA member agencies. <u>Milestones</u> <ul style="list-style-type: none">Fairfield/Vacaville Train Station:First phase Fairfield/Vacaville Station – completed and renamed to the Tom Hannigan Station. Staff working with Fairfield on	CCJPA City of Fairfield	RM2 ADPE-STIP ITIP Local RTIP ECMAQ YSAQMD Clean Air Funds			TBD FF/VV Station	<u>Planning/Projects/Programs</u> Robert Guerrero Sean Person Nick Burton Kathrina Gregana

SOLANO TRANSPORTATION AUTHORITY
FINAL DRAFT OVERALL WORK PLAN (OWP) FOR FY 2025-26 AND FY 2026-27
(Pending STA Board Approval on June 11, 2025)

CATEGORY	No.	PROJECT DESCRIPTIONS	LEAD AGENCY	FUND SOURCE	2025-26	2026-27	EST. PROJECT COST	DEPT. LEAD STAFF
		<p>completing funding plan for additional phases, including seeking Cap and Trade funding.</p> <ul style="list-style-type: none">○ Solano Rail Hub: Complete Solano Rail Hub Project Study Report in June 2023 for ADA station improvements and to accommodate rail service west from Suisun City to Napa, Sonoma and Marin Counties <p><u>Status:</u></p> <ul style="list-style-type: none">○ Ongoing participation with CCJPA staff working group.○ Staff working with the cities of Suisun City and Fairfield, the County of Solano, to initiate the Environmental Clearance and Initial Design Phase for the Solano Rail Hub Pedestrian Crossing and Station Area Improvements. This will occur in coordination with Amtrak’s ADA Station Project that covers the ADA upgrades needed to the station platform and access to the platform.○ Staff coordinating with Solano EDC and the cities of Fairfield, Suisun City and the County of Solano to update Downtown Suisun City and Fairfield’s PDA plans related to the train station.○ Coordinate with CCJPA on the current Carquinez High-Level Bridge Crossing Study and the Vallejo alignments being considered to monitor impacts and opportunities to the City of Vallejo○ Monitor Federal Railroad Administration (FRA) Corridor ID Program, State Rail Plan and Link21 Project for potential opportunities.○ Ongoing Coordination with CCJPA Board Members and CCJPA Marketing staff <p><u>ECD:</u> Ongoing</p>	City of Suisun City and Fairfield	MTC Regional Measure 3 Funds			\$2,000,000	
STA Lead-Planning	19.	<p><u>Solano Rail Hub Project</u> Public access and ADA improvements via overcrossing or undercrossing.</p> <p><u>Milestones:</u></p> <ul style="list-style-type: none">○ Final PSR for improvements in Railroad R/W only Completion May 2022. (Initial PSR).○ Caltrans agreed to fund the Modified PSR (scope to reach outside of Railroad R/W) for Long Term Improvements at the Station.○ Completed Solano Rail Hub Advanced Planning Study with Project Leadership Team – May 2022.○ Completed the Solano Rail Hub Project Study Report with Project Leadership Team - June 2023.○ STA committed \$2 million in RM3 funds for the Environmental Clearance and Initial Design Phase.○ Coordination with Amtrak on the Solano Rail Hub Station Improvements Project. <p><u>Status:</u></p> <ul style="list-style-type: none">○ Coordinating with Cities of Suisun City and Fairfield, and County of Solano, to initiate the Environmental Clearance and Initial Design Phase of the Solano Rail Hub Pedestrian Crossing and Station Area Improvements.○ Coordinating with Amtrak on their Solano Rail Hub ADA Upgrades Project.	STA CalSTA CCJPA Suisun City City of Fairfield County	RM 3	X	X	\$2 Million	<u>Planning/Projects</u> Nick Burton Robert Guerrero Kathrina Gregana

SOLANO TRANSPORTATION AUTHORITY
FINAL DRAFT OVERALL WORK PLAN (OWP) FOR FY 2025-26 AND FY 2026-27
(Pending STA Board Approval on June 11, 2025)

CATEGORY	No.	PROJECT DESCRIPTIONS	LEAD AGENCY	FUND SOURCE	2025-26	2026-27	EST. PROJECT COST	DEPT. LEAD STAFF
		<u>ECD:</u> 2026						
STA Lead- Planning	20.	<u>Solano-Napa North Bay Passenger Rail Feasibility Study</u> Partnering with NVTa and cities of Napa and Vallejo to develop a Feasibility Study to assess a broader, integrated Solano Napa North Bay passenger rail network that would connect Vallejo and Napa to the California passenger rail network at the planned Solano Rail Hub in Suisun City. <u>Milestones:</u> <ul style="list-style-type: none">Completed Vallejo Feasibility Study in June 2024Worked with NVTa and the cities of Napa and Vallejo to develop a scope of work for the follow up study called the Solano-Napa North Bay Passenger Rail Feasibility Study <u>Status:</u> <ul style="list-style-type: none">Issued an RFP to procure a consultant for the Solano-Napa North Bay Passenger Rail Feasibility Study. Work expected to begin in Spring 2025. <u>ECD:</u> Summer 2026	STA City of Vallejo City of Fairfield City of Suisun City County of Solano NVTa City of Napa City of American Canyon	STAF NVTa	X	X	\$200,000 (\$100,000 NVTa \$100,000 STA)	<u>Planning</u> Robert Guerrero Kathrina Gregana
STA Lead- Planning/Projects	21.	<u>Rail Crossing Safety Improvements Projects</u> Update the 2013 Plan to identify the rail crossings most impacted by current rail traffic and identify at-grade crossings that are needed. <u>Milestones:</u> <ul style="list-style-type: none">Completed the Plan Update in July 2024Dixon was successful in obtaining \$25 million in Rail Crossing Elimination Program <u>Status:</u> <ul style="list-style-type: none">Support City of Dixon’s Park Road Overcrossing ProjectSeek funding for Canon Road OvercrossingWorking with Fairfield to provide consultant support for grant writing assistance to advance project(s) identified in Plan <u>ECD:</u> 2026	STA City of Dixon City of Fairfield	STAF Federal CRISI RTIF Rail Crossing Elimination Program	X	X	\$120,000 \$25 million for Park Road Overcrossing	<u>Planning and Project Department</u> Nick Burton Jasper Alve Robert GuerreroKathrina Gregana
STA Lead – Administrative/ Finance	22.	<u>Abandoned Vehicle Abatement Program</u> Administer AVA Program on behalf of Solano County and the seven cities. <u>Milestones:</u> 7,997 vehicles abated in FY 2023-24. \$412,580 distributed countrywide to the seven Cities and County. <u>ECD:</u> Ongoing	STA Seven Cities And the County	DMV	X	X	FY 2023-24 \$412,580 countywide distribution	<u>Projects/Finance</u> Brenda McNichols

SOLANO TRANSPORTATION AUTHORITY
FINAL DRAFT OVERALL WORK PLAN (OWP) FOR FY 2025-26 AND FY 2026-27
(Pending STA Board Approval on June 11, 2025)

CATEGORY	No.	PROJECT DESCRIPTIONS	LEAD AGENCY	FUND SOURCE	2025-26	2026-27	EST. PROJECT COST	DEPT. LEAD STAFF
STA Co-Lead – Projects	23.	<p><u>Bay Trail Vine Trail Project – City of Vallejo</u> Project is being implemented by the City of Vallejo and STA coordinated with project partners to secure additional funding to cover the shortfall.</p> <p><u>Milestones:</u></p> <ul style="list-style-type: none">Project submitted 100% PS&E in December 2021.Caltrans and CTC approved rescoping project alignment to reduce cost April 2023.Awarded \$1.8M in Safe and Seamless Mobility Quick Strike Program, \$700k in BAAQMD, and \$350k in Prop 68 bay Trail Grant Program fundsProject Construction began in the Fall 2023.Groundbreaking held on August 2023.Construction has been completed.Ribbon cutting in March 2025. <p><u>Status:</u></p> <ul style="list-style-type: none">Requesting reimbursement from BAAQMD and CA Natural Resources AgencyProject Completed. <p><u>ECD:</u> Project completed.</p>	STA, City of Vallejo	ABAG Bay Trail Vine Trail Partnership	X	X	\$10+ M	<u>Projects</u> Jasper Alve
STA Lead – Planning	24.	<p><u>Comprehensive Transportation Plan Update (CTP) Implementation and Update</u> The Solano Comprehensive Transportation Plan has three primary elements to guide transportation funding and policies:</p> <ul style="list-style-type: none">Arterials, Highways and Freeways ElementTransit and Rideshare ElementActive Transportation Element <p>The STA developed two new chapters for the 2020 CTP: Equity and Land Use. In addition, the updated CTP included an executive summary to tie in previously approved elements with the new chapters.</p> <p><u>Milestones:</u></p> <ul style="list-style-type: none">Formed three CTP Policy Committees (Active Transportation, Transit and Rideshare, and Arterials, Highways and Freeways Policy Committees), and Equity Working GroupEach of the three CTP Policy Committees had three meetings in 2023 and early 2024 focused on an element overview, discussion on element goals and objectives and presentations from member agencies on their priority projectsWorked with the Transportation Equity Working Group to develop the Solano Equity Framework for the CTP completed in April 2024Completed the CTP Update Project Prioritization Criteria in February 2025CTP Update scheduled to be completed in early 2026 <p><u>Status:</u></p> <ul style="list-style-type: none">Developed Draft Goals and Objectives for each ElementWorking with member agencies collect projects lists for submission to the CTP Update process	STA	TDA STAF OBAG 3	X	X	\$500,000	<u>Planning</u> Robert Guerrero Kathrina Gregana Dulce Jimenez Amy Antunano

SOLANO TRANSPORTATION AUTHORITY
FINAL DRAFT OVERALL WORK PLAN (OWP) FOR FY 2025-26 AND FY 2026-27
(Pending STA Board Approval on June 11, 2025)

CATEGORY	No.	PROJECT DESCRIPTIONS	LEAD AGENCY	FUND SOURCE	2025-26	2026-27	EST. PROJECT COST	DEPT. LEAD STAFF
		<ul style="list-style-type: none">Implementing Public Outreach Process from March through June 2025Committee meetings scheduled throughout 2025 <p><u>ECD:</u> Estimated plan completion in February 2026</p>						
STA Lead – Planning	25.	<p><u>Plan Bay Area (RTP/SCS) – Plan Bay Area 2050+ Update</u> Regional Transportation Plan (RTP) is updated every four years by MTC. STA selects transportation projects and programs to include the RTP through an outreach and coordination with the cities and County of Solano. In addition, STA coordinates with MTC and ABAG to administer RTP policies and subsequent plans in order to be eligible for State and Federal Transportation Funds.</p> <p><u>Milestones:</u></p> <ul style="list-style-type: none">MTC kicked off PBA+ update in June 2023STA submitted two projects (Solano Rail Hub and Regional Managed Lanes I-80 Gap Closure-Dixon) for inclusion in PBA+ - September 2023 <p><u>Status:</u> MTC included STA priority projects in the PBA+ update and is coordinating with CTAs and other partners to finalize the plan by December 2025. MTC is currently in the final stage for completion by developing a programmatic EIR for the document.</p> <p><u>ECD:</u> December 2025</p>	MTC/STA	OBAG 3	X	X		<u>Planning</u> Robert Guerrero
STA Lead – Planning	26.	<p><u>Climate Adaptation Coordination and Solano County Climate Adaptation and Resiliency Plan</u> Monitor State Climate Action Plan for Transportation Investments (CAPTI), MTC’s Sea Level Rise Adaptation Funding and Investment Framework, BCDC and Delta Protection Commission policies and requirements regarding climate adaptation. Work with member agencies to meet policies and requirements to address sea level rise and deal more broadly with climate change.</p> <p><u>Milestones:</u></p> <ul style="list-style-type: none">STA submitted a Caltrans grant application requesting funds for a Solano Countywide Climate Adaptation and Resiliency Plan for Transportation Infrastructure in partnership with the 8 Solano member agencies – February 2023Obtained \$500,000 Caltrans Grant Award for Solano Countywide Adaptation and Resiliency Plan for Transportation Infrastructure - August 2023Issued RFP, selected a Consultant and Kicked Off the Study- October 2024 <p><u>Status:</u></p> <ul style="list-style-type: none">Formed a Project Leadership Team for this work to include Public Works staff from the eight Solano member agencies and representatives from CCJPA, WETA and Cal Office of Emergency Services (OES)	Member Agencies BCDC Delta Protection Commission CalSTA Caltrans ABAG	Caltrans State Planning Grant Funds \$30,000 Member Agency Contributions \$35,000 OBAG 3 Planning	X	X	\$565,000	<u>Planning</u> Robert Guerrero Kathrina Gregana

SOLANO TRANSPORTATION AUTHORITY

FINAL DRAFT OVERALL WORK PLAN (OWP) FOR FY 2025-26 AND FY 2026-27

(Pending STA Board Approval on June 11, 2025)

CATEGORY	No.	PROJECT DESCRIPTIONS	LEAD AGENCY	FUND SOURCE	2025-26	2026-27	EST. PROJECT COST	DEPT. LEAD STAFF
		<div><div><div><div>○ Collecting Data and Information for Existing Conditions Task – January 2025</div><div>○ Completed Draft Literature Review – February 2025</div><div>○ Developed Public Outreach Plan and Developing Public Outreach Materials – February 2025</div></div><div>Monitor state and regional efforts related to climate resiliency to identify opportunities</div></div><div>ECD: FY 2025-26</div></div>						
STA Lead – Planning	27.	<div><div><div>Priority Development Area, Priority Production Area and Priority Conservation Area Planning and Implementation</div><div>STA’s transportation and land use planning and implementation efforts are concentrated in these growth and conservation designated areas. The PDA, PCAs and new PPAs are selected by STA member agencies and approved by ABAG/MTC for special transportation funding consideration.</div></div><div>Milestones:<div><div>○ STA approved and nominated 10 OBAG 3 Projects and programs- 7 funded by MTC that are located in or benefit PDAS. 8th OBAG 3 Project committed for TDA funding.</div><div>○ MTC completed a regional PCA Refresh Plan and is issuing a call for PCA projects in FY 2024-2025.</div><div>○ STA, in coordination with Solano EDC, was awarded a \$500,000 grant to develop a Solano PPA Plan – June 2023</div><div>○ STA, in coordination with the cities of Suisun City and Fairfield and Solano EDC, was awarded a grant of \$400,000 total to develop a Solano Rail Hub PDA Plan – June 2023</div><div>○ STA, in coordination with the County of Solano and cities of Suisun City and Fairfield and Solano EDC, issued a RFP, selected a consultant and kicked off the Solano PDA Plan. A Project Leadership Team was formed, including city staff from Suisun City, Fairfield and the County of Solano – December 2024</div><div>○ STA, in coordination with Solano EDC, issued an RFP and selected a consultant for the Solano PPA Plan – February 2025</div><div>○ STA and Solano County submitted Farm to Market Phase 4 as a candidate PCA Project for the MTC PCA Area Grant Program. Solano County received a \$750,000 award for the project – February 2025</div><div>○ MTC final PCA designation 2025 submittal</div></div></div><div>Status:<div><div>○ STA staff participating in the Technical Advisory Committee of MTCs PCA Refresh Plan Update</div><div>○ Solano Rail Hub PDA Plan:<div>Conducting an analysis to determine necessary actions to ensure compliance of the Solano Rail Hub PDAs with MTC’s Transit Oriented Communities Policy; coordinating stakeholder interviews with city staff, business owners, developers and other partners; and organizing a PDA tour with city staff – Spring 2025</div></div><div>○ Solano PPA Plan:<div>Project Kick-off; form Project Leadership Team that includes representatives from Benicia, Dixon, Fairfield, Suisun City, Vacaville and Vallejo; and schedule an Anheuser Beusch Tour of their microgrid system – Spring 2025</div></div></div></div></div>	STA, Seven Cities and County	OBAG 3 MTC PPA Grant MTC PDA Grant	X	X	\$500,000 PPA Grant \$400,000 PDA Grants	Planning Robert Guerrero Kathrina Gregana

SOLANO TRANSPORTATION AUTHORITY
FINAL DRAFT OVERALL WORK PLAN (OWP) FOR FY 2025-26 AND FY 2026-27
(Pending STA Board Approval on June 11, 2025)

CATEGORY	No.	PROJECT DESCRIPTIONS	LEAD AGENCY	FUND SOURCE	2025-26	2026-27	EST. PROJECT COST	DEPT. LEAD STAFF
		<u>ECD:</u> Solano Rail Hub PDA Plan – Summer 2026 Solano PPA Plan – Winter 2026 PCA Submittal Due to MTC April 2025						
STA Lead Planning	28.	<p><u>Solano Housing Investment Partnership (SolHIP)</u> The STA created a partnership program with the cities and County of Solano to focus on implementing affordable housing with a focus on developments located in Priority Development Areas and adjacent to regional transit. In addition, STA staff is administering contracts with a planning firm for the Solano County RHNA Sub-delegation Process and is the lead in facilitating meetings with the Housing Element Partnership with the County of Solano and the cities of Benicia, Dixon, Rio Vista, Suisun City and Vallejo.</p> <p><u>Milestones:</u></p> <ul style="list-style-type: none">○ Coordination with the Cities and County of Solano to complete the Solano RHNA subdelegation process – Complete○ County of Solano designated the STA’s SolHIP as ABAG’s County Collaborative on housing – Complete○ Staff scheduled meetings with the cities and county to plan and advance priority housing projects within each STA member agency- Complete○ Housing Element Partnership completed<ul style="list-style-type: none">▪ All 7 Cities and the County adopted their Housing Elements;○ Monitor Solano Suburban Housing Incentive Pool (SubHIP) Affordable Housing Projects located at the Vacaville Transportation Center PDA and Hannigan Station PDA – Fairfield and Vacaville City Council approved their projects- Fairfield’s project is under construction with Vacaville anticipated to begin FY 2023-24.○ Held Solano Planning Commissioner Training – August 2023○ Obtained PDA Grants for the Solano Rail Hub PDA Plan and a PPA Grant for the Solano PPA Plan – June 2023○ ADU Tracking Tool Development and Implementation – December 2024○ Held Solano Developer Forum - March 2024○ Worked with Solano Planning Directors to develop the Solano County Collaborative Scope of Work focused on Housing Element Implementation and Obtained \$490,000 in REAP 2.0 Funding for Proposed Activities – November 2024 <p><u>Status:</u></p> <ul style="list-style-type: none">○ SubHIP 2.0 – Identify Eligible Housing Production Projects for REAP 2.0 December 2024○ Coordinating with the County of Solano to develop a Bay Area Housing Finance Authority (BAHFA) Expenditure Plan for Solano County in anticipation of a potential regional bond measure in the future○ Development of ADU and Density Bonus Marketing Materials – March 2025○ Assist Member Agencies with Pro-Housing Designation Applications – Throughout 2025○ County Collaborative Developer Forum Follow Up- May 2025	STA Member Agencies Solano EDC MTC ABAG HCD	ABAG REAP Fund Member Agency Contributions MTC SubHIP	X	X	SolHIP - \$181,000 Housing Element Partnership- \$543,000 SubHIP- \$4 Million REAP 2.0 - \$490,000	<u>Planning</u> Robert Guerrero Kathrina Gregana

SOLANO TRANSPORTATION AUTHORITY
FINAL DRAFT OVERALL WORK PLAN (OWP) FOR FY 2025-26 AND FY 2026-27
(Pending STA Board Approval on June 11, 2025)

CATEGORY	No.	PROJECT DESCRIPTIONS	LEAD AGENCY	FUND SOURCE	2025-26	2026-27	EST. PROJECT COST	DEPT. LEAD STAFF
		<ul style="list-style-type: none">Planning Commissioners Training and Solano Affordable Housing Forum- May 2025Faith Based Organizations Affordable Housing Outreach – Summer 2025 <p><u>ECD:</u> December 2025</p>						
STA Lead – Planning	29.	<p><u>Congestion Management Program (CMP) Update</u> The Solano CMP is updated bi-annual to reflect existing transportation demand management programs, transit services, expanded active transportation facilities, and congestion relief projects on the CMP network. STA required to complete CMP in 2025.</p> <p><u>2025Milestones:</u></p> <ul style="list-style-type: none">MTC 2023 CMP Guidance was released - January 2023Issued RFQ and selected a consultant for this effort- May 2023Update certain sections of the CMP Report, which includes Solano Mobility Programs, Transit and TDM Chapters along with the CMP CIP list to be consistent with RTP project list -March 2025Draft CMP Report by August 2025 for STA Board approval by September 2025 Convened Model TAC three times (February 2025, August 2025 and January 2026) to support the development of the CMP Report and to garner feedback from cities.Final 2025 CMP adopted by December 2025Final 2025 CMP Report submitted to MTC- December 2025 <p><u>Status:</u> Next anticipated CMP Report update will occur in 2027</p> <p><u>ECD:</u> December 2025</p>	STA	STP Planning		X	\$150,000	<u>Planning</u> Robert Guerrero Dulce Jimenez
STA Lead – Planning	30.	<p><u>2020 Active Transportation Plan Implementation</u> Implement 2020 STA Active Transportation Plan to complete Safe Routes to Transit, Countywide Bike and Countywide Pedestrian projects. Continue to coordinate with participating cities to develop and implement community-specific Active Transportation plans. Plan and deliver identified ATP near-term and mid-term projects. Continued staff support for the Bicycle Advisory Committee and Pedestrian Advisory Committees.</p> <p><u>Milestones:</u></p> <ul style="list-style-type: none">Bi Monthly meetings with STA BAC and PAC in 2025.Work with STA member agencies to obtain grant funding for priority projects identified in STA ATP- Ongoing.Launched the digital version of the Top 10 Solano Bike Rides and Top 10 Solano Walks and Hikes on the Xplore Solano Community through the Outerspatial mobile application in partnership with the Solano Land Trust and 7 other local agencies – April 2022.STA ATP Amendment completed - May 2022Submitted four letters of recommendation for four Solano Projects that were submitted as part of the Regional Measure 3 (RM3) Safe Routes to Transit and Bay Trail Program Cycle 1 – October 2024.Worked with members of the BAC and PAC to identify an additional 10 walking and biking routes for inclusion in Volume II	STA Member Agencies	TDA Article 3 TFCA YSAQMD	X	X	TBD	<u>Planning</u> Robert Guerrero Kathrina Gregana Dulce Jimenez

SOLANO TRANSPORTATION AUTHORITY
FINAL DRAFT OVERALL WORK PLAN (OWP) FOR FY 2025-26 AND FY 2026-27
(Pending STA Board Approval on June 11, 2025)

CATEGORY	No.	PROJECT DESCRIPTIONS	LEAD AGENCY	FUND SOURCE	2025-26	2026-27	EST. PROJECT COST	DEPT. LEAD STAFF
		<p>of the Biking and Walking Brochures – Work occurred throughout calendar year 2024.</p> <p><u>Status:</u></p> <ul style="list-style-type: none">○ Coordinate with cities and County of Solano to adopt the STA ATP- Complete.○ STA ATP shares nexus with two regionally focused plans that were recently completed, the Regional ATP- January 2023 from MTC and the Bay Area Bike Highway Study- Fall 2022 from Caltrans. The ATP also shares a nexus with another regionally focused plan that is currently underway, Caltrans District 4 Bike Plan Update. Presentations on the Bike Plan Update were provided to the Bicycle Advisory Committee in 2024. STA staff will keep up to date with the developments of this plan and how ATP can act as a resource for their development.○ STA will develop a four-year plan for TDA Article 3 and TFCA funds from FY 2025-26 through FY 2028-29.○ STA developed maps that highlight active transportation infrastructure in Priority Development Areas and in Priority Production Areas and connectivity to transit facilities.○ Exploration of effectively tracking bike and pedestrian counts○ Initiated the development of a Top 10 Bike Rides and Top 10 Walks and Hikes Volume II brochures to highlight an additional 20 biking and walking routes in Solano County. The draft of Volume II is expected to be completed by the end of the 2025 calendar year. Brochures are anticipated to be released in time for May Bike Month and September Walk Month.○ Ongoing STA staff participation in the Regional Active Transportation Working Group led by MTC and Caltrans District 4 Pedestrian and Bicycle Advisory Committees○ Developed a social media posting schedule on the Xplore Solano Community to promote May Bike Month and September Walk Month <p><u>ECD:</u> Fiscal Year 2025-26 and FY 2026-27</p>						
STA Lead – Planning	31.	<p><u>Countywide Active Transportation Wayfinding Sign Program</u> Coordinate and implement a wayfinding sign program focusing on Active Transportation access in three phases based on funding availability.</p> <p><u>Milestones:</u></p> <ul style="list-style-type: none">○ Allocated \$33,700 in funds to two projects through the Wayfinding Sign Program Year 2- March 2023○ Allocated \$25,000 to projects through the Wayfinding Sign Program Year 3 – May 2024 <p><u>Status:</u> Funding for the three years of the program was successfully allocated to four key wayfinding projects. Currently working with project sponsors to deliver their respective projects which are expected to be completed by the end of the 2025 calendar year.</p> <p><u>ECD:</u></p> <ul style="list-style-type: none">○ <u>Year 1 Project</u> City of Vallejo Bay/Vine Trail Wayfinding Sign Project anticipated to be completed by Summer 2025.	STA & Member Agencies	TDA Article 3	X	X	FY 2021-22- \$25,000 (Year 1) FY 2022-23- \$25,000 (Year 2) FY 2023-24- \$25,000 (Year 3)	<u>Planning</u> Dulce Jimenez

SOLANO TRANSPORTATION AUTHORITY
FINAL DRAFT OVERALL WORK PLAN (OWP) FOR FY 2025-26 AND FY 2026-27
(Pending STA Board Approval on June 11, 2025)

CATEGORY	No.	PROJECT DESCRIPTIONS	LEAD AGENCY	FUND SOURCE	2025-26	2026-27	EST. PROJECT COST	DEPT. LEAD STAFF
		<ul style="list-style-type: none">○ <u>Year 2 Project</u> City of Benicia Wayfinding Sign Project was completed in December 2024.○ <u>Year 2 and Year 3 Project</u> Carquinez Strait Scenic Loop Trail is estimated to be completed by Summer 2025.○ <u>Year 3 Project</u> Rio Vista Wayfinding Sign Project is estimated to be completed by the end of December 2025.						
STA Lead Planning/Projects	32.	<p><u>Solano SR 37 Public Access Plan Implementation</u> Develop a SR 37 Public Access Plan to help inform the SR 37 Highway Improvement Project EIR. The plan included 13 project recommendations. City of Vallejo completed a public survey to prioritize identified public access projects for implementation – Fall 2021</p> <p><u>Milestone:</u></p> <ul style="list-style-type: none">○ STA developed the Solano SR 37 Public Access Plan January 2021○ Public Access plan for SR 37 in Solano includes phasing of projects. <p><u>Status:</u></p> <ul style="list-style-type: none">○ STA is coordinating with the City of Vallejo and the County of Solano, in addition to other stakeholders, to work on funding and delivering the proposed projects from the public access plan.○ Coordinate with Project Sponsors and SR 37 Corridor Group○ Coordinate with Education agencies/institutions.○ Components of the SR 37 Public Access Plan included in Caltrans SR37 Planning and Environmental Linkages Study (PEL) and will be considered in ultimate project.○ City of Vallejo submitted public access projects based on stakeholder input. <p><u>ECD:</u> Ongoing STA for public access support to be included in the State Route 37 funding plan.</p>	STA City of Vallejo SR 37 Corridor Group Solano Land Trust GVRD Bay Area Water Trail	SR37 Toll Revenues RM3	X	X	TBD	<u>Planning/Projects</u> Nick Burton Kathrina Gregana
STA Lead – Planning	33.	<p><u>STA Legislative Program</u> STA Board directed coordination to monitor and analyze state and federal transportation and housing legislation for potential impacts to Solano County. Develop STA’s Annual Legislative Platform to provide policy guidance for legislative advocacy in Sacramento and Washington DC.</p> <p><u>Milestones:</u></p> <ul style="list-style-type: none">○ Hosted California Transportation Committee Meeting at STA Office – June 2023○ 2024 Legislative Platform adopted by Board – Jan 2024○ Swapped \$850,000 in Community Project Funding with the Solano Mobility Hub○ Adopted Community Project Funding Priority List:<ul style="list-style-type: none">▪ Mare Island Interchange Project Initiation Document (PID)▪ I-80 Express Lanes Gap Closure (Dixon) PID▪ Heart of Fairfield Downtown Streetscape Phase 2 Project▪ Jepson Parkway Segment 3A Project		STA Membership Dues and STAF Cities of Vacaville, Vallejo and Fairfield	X	X		Sean Person

SOLANO TRANSPORTATION AUTHORITY
FINAL DRAFT OVERALL WORK PLAN (OWP) FOR FY 2025-26 AND FY 2026-27
(Pending STA Board Approval on June 11, 2025)

CATEGORY	No.	PROJECT DESCRIPTIONS	LEAD AGENCY	FUND SOURCE	2025-26	2026-27	EST. PROJECT COST	DEPT. LEAD STAFF
		<u>Status:</u> <ul style="list-style-type: none"> Prepare for Staff/Board Federal Legislative Virtual Meetings – Summer 2024 Prepare for Staff/Board State Legislative Virtual Meetings – Spring 2024 Participate in MTC’s Regional Transportation Measure Working Group - Ongoing Monitoring Federal Infrastructure Grant Funding Continue to track housing and transportation legislation. Ongoing letters of support provided to legislators/agencies. <u>ECD:</u> Ongoing						
STA Lead – Planning	34.	<u>STA Marketing/Public Information Program</u> Develop and design marketing and public information collateral including annual reports, monthly newsletters, fact sheets, and online content. Provides internal and external communications. <u>Milestones:</u> <ul style="list-style-type: none"> STATUS Newsletter- ongoing 27th Annual 2024 Awards Program in Rio Vista Promoted Solano Express Ridership with 2 for 1 monthly pass campaign and expansion of the Guaranteed Ride Program – ongoing. Promoted Solano Express Vanpool Pilot Program – Ongoing Promoted Equitable Access to Justice Mobility Program – Ongoing Developing Social Media Campaigns – ongoing Solano Express and Solano Mobility Marketing- ongoing Continue print advertising (e.g. Daily Republic, Your Town)- ongoing. Released 2023 Annual Report – March 2024 <u>Status:</u> <ul style="list-style-type: none"> Coordinate Public Outreach for Connected Mobility Plan – Summer 2025 Coordinate Public Outreach for Comprehensive Transportation Plan – Spring 2025 27th Annual Awards Ceremony in Rio Vista – November 2024 SR37/Fairgrounds Dr Groundbreaking – Sept 2024 2025 Annual Report under development <u>ECD:</u> Ongoing	STA	STA Membership TDA TFCA				Amy Antunano Sean Person Neil Quintanilla
STA Lead - Projects	35.	<u>Countywide Local Road Safety Plan</u> Countywide local road safety plan for each city and the County that identifies transportation safety improvements and critical emergency response corridors while adopting a Vision Zero Policy. <u>Milestones:</u> <ul style="list-style-type: none"> Approved Local Road Safety Plan by STA Board Awarded \$440,000 from the Safe Streets and Roads for All (SS4A) Program in 2023/24 		Safe Streets for All/State Grant Funds				<u>Projects</u> Jasper Alve

SOLANO TRANSPORTATION AUTHORITY
FINAL DRAFT OVERALL WORK PLAN (OWP) FOR FY 2025-26 AND FY 2026-27
(Pending STA Board Approval on June 11, 2025)

CATEGORY	No.	PROJECT DESCRIPTIONS	LEAD AGENCY	FUND SOURCE	2025-26	2026-27	EST. PROJECT COST	DEPT. LEAD STAFF
		<ul style="list-style-type: none">Executed in February 2025 grant agreement with FHWA for the SS4A grantSince adoption of the 2022 LRSP, local agencies in the County have been awarded Local HSIP funds totaling \$14.545 million – \$9.320M from Cycle 11 and \$5.225 million from Cycle 12 <p><u>Status:</u> STA will be looking to update the 2022 Local Road Safety Plan (approved by the STA Board in 2022) in FY 2025-26</p> <p><u>ECD:</u> Completion in 2027</p>						
STA Lead – Projects	36.	<p><u>Routes of Regional Significance</u> The Comprehensive Transportation Plan (CTP) update is in process. Since the CTP update has been initiated, a study has to be completed to update the RORS.</p> <p><u>Milestone:</u> STA Board approved initiation of plan update.</p> <p><u>Status:</u></p> <ul style="list-style-type: none">Plan is underwayGoals and objectives have been developed <p><u>ECD:</u> June 2026</p>	STA 7 Cities and County	OBAG3	X		\$125k	<u>Projects</u> Leslie Gould
STA Lead – Planning	37.	<p><u>Clean Air Fund Program and Monitoring</u> Bay Area Air Quality Management District (BAAQMD) Transportation Fund for Clean Air (TFCA) 40% Fund Program)</p> <p><u>BAAQMD TFCA 2025 Milestones:</u></p> <ul style="list-style-type: none">Solano Commute Alternatives Outreach and Incentive Program funds for Year 2023-24 were expended by Fall 2024Suisun City completed their Traffic Calming at Suisun Elementary School and Dan O. Root Elementary ProjectCity of Vallejo completed their three clean air projects:<ul style="list-style-type: none">1) Electric Vehicle Chargers for the City of Vallejo Fleet Vehicles2) Flemming Hill EV Chargers3) Radar Feedback Signs Project by Solano-Widemann Middle School, Hogan Middle School and Annie Pennycook Elementary, Glen Cove Elementary.Solano County Resource Management & Fleet Management implemented 2 Solar EV Chargers.Board approval of 2024-25 TFCA 40% Fund Projects July 10, 2024 <p><u>Status:</u></p> <ul style="list-style-type: none">Call for Projects for TFCA Program Manager Funds April 2025Application Deadline for TFCA Program Manager Funding May 2025STA Board approval for projects in FY 2025-26 is scheduled for July 9, 2025.	STA	TFCA	x	x	TFCA FY 25-26 Fund Estimate \$343,591	<u>Planning</u> Dulce Jimenez

SOLANO TRANSPORTATION AUTHORITY
FINAL DRAFT OVERALL WORK PLAN (OWP) FOR FY 2025-26 AND FY 2026-27
(Pending STA Board Approval on June 11, 2025)

CATEGORY	No.	PROJECT DESCRIPTIONS	LEAD AGENCY	FUND SOURCE	2025-26	2026-27	EST. PROJECT COST	DEPT. LEAD STAFF
		<ul style="list-style-type: none">Anticipated projects to be completed in 2025 - Suisun City Sidewalk Gap Closure Project, Driftwood Drive Path Gap Closure Project.Coordination meetings with the BAAQMD and YSAQMD staffOngoing participation in the TFCA 40% Fund Regional Meetings led by BAAQMD staff. <p><u>ECD:</u> Ongoing</p>						
STA Lead-Planning	38.	<p>YSAQMD Clean Air Fund Program Coordinate with the Yolo Solano Air Quality Management District (YSAQMD) to allocate the Clean Air Fund (CAF).</p> <p><u>Milestones 2025:</u></p> <ul style="list-style-type: none">STA successfully received \$50,000 in FY 2024-25 CAF for its Eastern Solano County Hybrid Express Vanpool and Alternative Transportation Incentive Program. STA successfully received \$35,000 in FY 2024-25 CAF for the Safe Routes to School Program School Based Education and Outreach IncentivesSuccessfully partnered with YSAQMD to host Solano Clean Air Fund Application Review Committee – May 22, 2024The Solano Mobility Express Vanpool Pilot grew from three 7-passenger vans to four 7-passenger vans. YSAQMD CAF funding for FY 2024-25 assisted with growing the Solano Mobility Express Vanpool pilot further. It is currently operating with two 9-passenger and two 14-passenger vans. To date the program has provided 7,628 rides and maintains a 4.98/5 average rating.This fiscal year, three Eastern Solano County commuters received a commuter bike reimbursement through the Buck for Bikes (B4B) program.Twenty-three 10-ride passes have been purchased through the Capitol Corridor plus Lyft (CC + L) program this fiscal year.3,410 first/last mile (FLM) connections to Eastern Solano County transit hubs have been provided for \$47,350.In addition, seven commuters from Eastern Solano County received a Guaranteed (Emergency) Ride Home (GRH) reimbursement. The GRH program ensures commuters who use alternative transportation can get home in an emergency.To date, \$51,631 has been expended on Eastern Solano County Commuter Incentives/Subsidies for the programs mentioned.In addition, four traditional vanpools with an average five passengers travel from Eastern Solano County and receive a \$200/month subsidy/van. <p><u>Status:</u></p> <ul style="list-style-type: none">STA Staff will coordinate with YSAQMD on the FY 2025-26 Clean Air Fund Projects located in Solano County. CAF call for projects is anticipated to open in March 2025. <p><u>ECD:</u></p> <ul style="list-style-type: none">Internal STA staff review of CAF FY 2025-26 submitted projects early May.	STA YSAQMD	Clean Air Funds	x	x	CAF FY 24-25 Fund Estimate: \$31,000	Planning Dulce Jimenez

SOLANO TRANSPORTATION AUTHORITY
FINAL DRAFT OVERALL WORK PLAN (OWP) FOR FY 2025-26 AND FY 2026-27
(Pending STA Board Approval on June 11, 2025)

CATEGORY	No.	PROJECT DESCRIPTIONS	LEAD AGENCY	FUND SOURCE	2025-26	2026-27	EST. PROJECT COST	DEPT. LEAD STAFF
		<ul style="list-style-type: none"> STA and YSAQMD staff coordination meetings March 2025 in anticipation of the Clean Air Funds Committee anticipated to be held in late May 2025. 						
STA Lead – Planning	40.	<p><u>Countywide Traffic Model</u> Maintenance and validation of model to support project delivery and funding applications.</p> <p><u>Milestones:</u></p> <ul style="list-style-type: none"> STA staff had 1:1 meetings with member agencies in Spring 2024 to incorporate their feedback before finalizing the model update. Land Use update to the Traffic Model from ABAG/MTC RTP 2021 Data- adopted by the STA Board on January 8, 2025 2050 Network was updated to the Traffic Model – adopted by the STA Board on March 12, 2025 Convened Model TAC on January 8, 2024, and February 20, 2025. <p><u>Status:</u></p> <ul style="list-style-type: none"> Ongoing STA staff participation in the Regional Modeling Working Group Convene the Model TAC three times across FY 2025-26 STA staff in partnership with NVTA staff will be updating the base year of the Traffic Model. STA staff will be leading the RFP procurement process and estimate work to commence in FY 2025-26. The model will be used for future Congestion Management Program (CMP) updates and upcoming corridor studies for HYW 12 and State Route 113. <p><u>ECD:</u></p> <ul style="list-style-type: none"> Land Use update was completed in January 2024 2050 Network Update was completed in March 2025 Anticipated base year update to the Model will commence in FY 2025-26 	STA NVTA	OBAG 3 NVTA	X	X	\$16,000 per year from STA \$8,000 per year from NVTA with up to \$20,000 additional funds if needed	<u>Planning</u> Robert Guerrero Dulce Jimenez
STA Lead-Planning	41.	<p><u>STA VMT Mitigation Bank</u> Explore the development of a VMT Mitigation Bank to assist member agencies with environmental document project review.</p> <p><u>Status:</u></p> <ul style="list-style-type: none"> STA is interviewing CTAs across the Bay Area and member agencies to gather information on their policies and approaches in planning for a VMT mitigation bank. Convene Model TAC to report back findings from the informational interview with other CTAs to kick start discussion on our county’s approach in developing VMT mitigation bank. Pending results from other Bay Area CTAs and Caltrans/State Guidance <p><u>ECD:</u> December 2026</p>	STA Member Agencies County GIS	OBAG 3 Member Agency Contribution		x	TBD	<u>Planning</u> Robert Guerrero Dulce Jimenez

SOLANO TRANSPORTATION AUTHORITY
FINAL DRAFT OVERALL WORK PLAN (OWP) FOR FY 2025-26 AND FY 2026-27
(Pending STA Board Approval on June 11, 2025)

CATEGORY	No.	PROJECT DESCRIPTIONS	LEAD AGENCY	FUND SOURCE	2025-26	2026-27	EST. PROJECT COST	DEPT. LEAD STAFF
STA Co- Lead- Planning Projects Programs	42.	<p><u>Big Data Strategy and Implementation Plan</u> STA contracted with consultants to utilize Big Data/ Replica. Staff is using Big Data on a monthly basis to support STA Planning, Programs, Projects and Marketing efforts.</p> <p><u>Milestones:</u> STA staff has used Replica for: grant applications, evaluation of projects and programs, annual bike and pedestrian access assessments, VMT reduction evaluations, community-based transportation planning, comprehensive transportation planning, updates of geofencing for TNC programs, and evaluation and optimization of commuter programs. STA staff attending training and networking opportunity with other users such as MTC, SACOG, and CalTrans at the Replica facility. Replica provided onsite training for STA staff.</p> <p><u>Status:</u></p> <ul style="list-style-type: none">○ Big Data to be utilized in the development of all three elements of the comprehensive transportation planning CTP Update and grant applications, evaluation of projects and programs, annual bike and pedestrian access assessments, VMT reduction evaluations, community-based transportation planning, comprehensive transportation planning, updates of geofencing for TNC programs, and evaluation and optimization of commuter programs.○ Replica will provide 10 hours of technical assistance at no additional cost.○ Current Replica contract continues to April 2026 <p><u>ECD:</u> On Going</p>	STA	OBAG3	X	X	\$70,000 \$35,000 for FY 24-25 \$35,000 for FY 25-26	Dulce Jimenez Sean Person Jasper Alve Lorene Garrett
STA Lead – Planning	43.	<p><u>Geographic Information System and Data Collection</u> Collaborate with partners such as County of Solano’s REGIS Group and Solano EDC to obtain and maintain GIS files and other current data.</p> <p><u>Milestones:</u></p> <ul style="list-style-type: none">○ Solano County ReGIS meets once a month, with STA as a participating member.○ Entered into agreement with Solano County ReGIS members for aerial photography services.○ STA staff met with County GIS manager to discuss STA data priorities. <p><u>Status:</u></p> <ul style="list-style-type: none">○ Work with Solano County GIS manager to enter into agreement to have STA staff participate in GIS Training for the purposes of increasing access and capacity to work with spatial data for current and future transportation mapping projects.○ STA staff participating in GIS training courses hosted by Solano REGIS throughout FY 2024-25 and FY 2025-26.○ Solano County REGIS to be part of the Model TAC in 2025.○ Transition from ArcGIS Desktop to ArcGIS Pro in 2026. <p><u>ECD:</u> On Going</p>	STA County GIS	OBAG 3	X	X	\$5,000 for aerial imagery services \$1,500 for GIS Training	<u>Planning</u> Robert Guerrero Dulce Jimenez Jasper Alve

SOLANO TRANSPORTATION AUTHORITY
FINAL DRAFT OVERALL WORK PLAN (OWP) FOR FY 2025-26 AND FY 2026-27
(Pending STA Board Approval on June 11, 2025)

CATEGORY	No.	PROJECT DESCRIPTIONS	LEAD AGENCY	FUND SOURCE	2025-26	2026-27	EST. PROJECT COST	DEPT. LEAD STAFF
STA Lead – Planning	44.	<p><u>EV Readiness Plan Update and Implementation</u> 2018 EV Readiness Plan focuses on EV Charging station locations and sign placement. The plan also focuses on permit streamlining for EV infrastructure. Identifying and procuring funds from grant opportunities for the installation of EV infrastructure.</p> <p><u>2024 Milestones:</u></p> <ul style="list-style-type: none"> Allocated \$30,000 of YSAQMD Clean Air Funds to Rio Vista for 2 EV Chargers – Project is estimated to be completed by December 2025. Allocated \$90,800 of BAAQMD TFCA funds for two solar electric vehicle chargers for Solano County Resource and Fleet Management Vehicles –completed in 2024 Programmed \$1 million dollars Electric Vehicle (EV) Earmark from State Budget (Assemblymember Lori Wilson) for EV Chargers in Fairfield, Suisun City, and Vacaville and parts of Solano County within the eligible city limits. Funding agreements for the projects were executed in 2024. City of Fairfield implemented two (2) Solar EV chargers at the Fairfield- Vacaville Hannigan Train Station City of Vacaville implemented one (1) Solar EV charger by the City Hall Parking Lot and one (1) Solar EV charger by McBride Senior Center City of Suisun City implemented one (1) Solar EV charger by Suisun City Hall. Another Solar EV charger is being planned for the Park and Ride lot adjacent to the Solano Rail Hub (Suisun-Fairfield Train Station)-anticipated to be completed in FY 2025-26. Unincorporated County of Solano is planning to install at least two (2) Level II chargers at the parking lot adjacent to the Solano County Health and Social Services Building-anticipated to be completed in FY 2025-26. <p><u>Status:</u> STA will continue to work closely with regional and local partners to partner and collaborate on upcoming funding for alternative fuels infrastructure, which includes EV chargers, fleet electrification, freight and transit electrification.</p> <p><u>ECD:</u></p> <ul style="list-style-type: none"> FYE 2026 TFCA application period ends June 2025 with potential projects adoption will occur at the July STA Board Meeting STA pursues outside grants for EV charging infrastructure as an ongoing effort. 	STA	BAAQMD TFCA YSAQMD CAF	X	X	• \$1 Million Dollars from State EV Earmark FY 23-24 to FY 25-26	<u>Planning</u> Dulce Jimenez
STA Lead – Planning	45.	<p><u>Solano Countywide Safe Routes to Schools (SR2S) Program</u> The Solano SR2S Program currently works with 80 schools countywide to promote walking and bicycling to school and student travel safety. Using a comprehensive approach, the program operates using the 6 “E’s”: education, encouragement, enforcement, engineering, evaluation, and engagement.</p> <p><u>Milestones:</u></p> <ul style="list-style-type: none"> In the 2023/24 school year staff conducted 127 outreach efforts to engage the schools in Solano County. 19 Free Bike Repair events were held and over 305 bikes were repaired for students. 	STA Seven School Districts and Seven Cities Solano Public Health Safe Moves, Music Notes, and Bay Area Bike Mobile	YSAQMD TDA-3 OTS OBAG 3 ATP Cycle 5	X X X X X	X X X		<u>Planning</u> Amy Antunano

SOLANO TRANSPORTATION AUTHORITY

FINAL DRAFT OVERALL WORK PLAN (OWP) FOR FY 2025-26 AND FY 2026-27

(Pending STA Board Approval on June 11, 2025)

CATEGORY	No.	PROJECT DESCRIPTIONS	LEAD AGENCY	FUND SOURCE	2025-26	2026-27	EST. PROJECT COST	DEPT. LEAD STAFF
		<div><div><div><div><div><div>○</div><div>48 schools with over 7,212 students participated in International Walk to School Day in October 2024</div></div><div><div>○</div><div>Granted funding to 14 applicants through the SR2S Cycle 3 Micro Grant</div></div><div><div>○</div><div>Fitted 350 students for new helmets utilizing funding from Office of Traffic Safety Grant</div></div><div><div>○</div><div>Implemented new Walk or Wheel day at Green Valley Middle School with over 500 kids participating.</div></div><div><div>○</div><div>SR2S Cycle 3 Micro Grant Infrastructure Projects completed at Cordelia, Sheldon, and Laural Creek Elementary Schools as well as Green Valley Middle School, Foxboro, Orchard and Cooper Elementary Schools.</div></div><div><div>○</div><div>Introduced the new Safety Assembly program featuring Music Notes, a dynamic musical group that blends Safe Routes education with and engaging hip-hop performance.</div></div></div></div><div>Status:</div><div>Education and Encouragement</div><div><div><div>○</div><div>Continue to work with Solano Public Health to provide program and evaluation support, coordinate youth engagement efforts and countywide physical activity related activities like Walk or Wheel days and the Highschool Video Project. Also, support efforts in programming and marketing.</div></div><div><div>○</div><div>Continue implementation of Walking School Buses and monthly and weekly WOW (Walk or Wheel) Program.</div></div><div><div>○</div><div>Provide Bike Mobile events at selected schools and community events with Bay Area Bike Mobile.</div></div><div><div>○</div><div>Provide 5 Bike Rodeos at champion school sites and title one schools.</div></div><div><div>○</div><div>Provide schools with crossing guard resources and signage to enhance safety for bicyclists and pedestrians around school sites.</div></div><div><div>○</div><div>Collaborate with local agencies to organize Bike/Ped workshops in each city to promote safe walking and biking.</div></div><div><div>○</div><div>Conduct in class safety education presentations tailored for children 5-8 that emphasize the importance of safe walking and biking practices.</div></div><div><div>○</div><div>Engage with organizations specializing in teen services with the goal of implementing a High School Internship program.</div></div></div><div>Enforcement</div><div><div><div>○</div><div>Continue to work with Suisun City and Benicia Police Departments through each of the City's Community Task Force meetings to address traffic safety issues and concerns around schools.</div></div><div><div>○</div><div>Partner with local law enforcement agencies to assist with identifying youths in need of helmets.</div></div><div><div>○</div><div>Release Cycle 6 of Public Safety Education and Enforcement Grant.</div></div><div><div>○</div><div>Collaborate with CHP to host bike rodeos in the community.</div></div></div><div>Engagement</div><div><div><div>○</div><div>Continue to promote through SR2S Website, Facebook and Instagram.</div></div><div><div>○</div><div>Update SR2S Website to improve accessibility and user experience.</div></div><div><div>○</div><div>Produce a new marketing video for the SR2S School Program to be broadcast on local community networks.</div></div></div></div></div>						

SOLANO TRANSPORTATION AUTHORITY
FINAL DRAFT OVERALL WORK PLAN (OWP) FOR FY 2025-26 AND FY 2026-27
(Pending STA Board Approval on June 11, 2025)

CATEGORY	No.	PROJECT DESCRIPTIONS	LEAD AGENCY	FUND SOURCE	2025-26	2026-27	EST. PROJECT COST	DEPT. LEAD STAFF
		<ul style="list-style-type: none">Continue to coordinate SR2S Community Task Forces and Advisory Committee. Meeting with each city’s Task Force to update/prioritize projects to be included in the SR2S Plan UpdateWork with school districts to promote walking and biking to school.Attend community outreach events to educate about bike and pedestrian safety, and program activities.Send Biannual electronic newsletters to SR2S stakeholder distribution lists. <p><i>Engineering</i></p> <ul style="list-style-type: none">The City of Benicia, City of Vallejo, City of Suisun and City of Rio Vista received funding from the SR2S Micro Grant Cycle 3 for bicycle and pedestrian improvements. All projects will be completed by December 2025.Through ATP Cycle 5 funding, the City of Fairfield will start Safe Routes to School project summer of 2025.Release 4th round of SR2S Micro Grants in FY 2026-27. <p><i>Evaluation</i></p> <ul style="list-style-type: none">Pedestrian and Bicycle counts will be conducted at E Ruth Sheldon Elementary School and Fairview Elementary School in support of the City of Fairfield’s Safe Routes to School infrastructure project.Conduct Biannual helmet surveys with a focus on high traffic school sites.Continue to conduct student travel surveys, parent surveys and other additional evaluation methods to further evaluate the effectiveness of the SR2S program. <p><u>ECD:</u> SR2S Program Ongoing SR2S Plan to be completed May 2025</p>						
STA Lead – Programs	46.	<p><u>Countywide Transit Coordination/Consortium</u> STA works with MTC and transit operators to implement countywide and regional transit coordination strategies. This project will incorporate Transit 2030 Policy Committee recommendations applicable to this project. Recommendations will be made in late 2024.</p> <p><u>Milestones:</u></p> <ul style="list-style-type: none">Manage Intercity Transit ConsortiumRM2 Transit Operating Fund CoordinationRM3 Transit Operating Fund CoordinationTDA Matrix - Reconciliation for FY 2022-23 and Cost Sharing for FY 2023-24Formed the Transit 2030 Committee to address the six functional areas, which stemmed from the BRTRTF 27 Recommendations.Continue developing the Connected Mobility Implementation Plan with funding from MTC.Developed a TDM transit alternative concept for Hwy 37 per the request from Caltrans and MTCDeveloped benchmarks for mobility programs.Developed a market assessment for all of Solano County as part of the Connected Mobility Plan.	STA/ Dixon/ Fairfield/Rio Vista/ Solano County/ SolTrans (Benicia/ Vallejo)/Suisun City/ Vacaville	STAF TDA MTC OBAG3/Quickstrike TDA SCC Student Fee	X	X		Transit Ron Grassi

SOLANO TRANSPORTATION AUTHORITY

FINAL DRAFT OVERALL WORK PLAN (OWP) FOR FY 2025-26 AND FY 2026-27

(Pending STA Board Approval on June 11, 2025)

CATEGORY	No.	PROJECT DESCRIPTIONS	LEAD AGENCY	FUND SOURCE	2025-26	2026-27	EST. PROJECT COST	DEPT. LEAD STAFF
		<div><div><div><div>○ Reserved \$8 Million of State Transit Assistance Funds (STAF) to backfill ARPA and CRSSA for Solano Express Operating and Capital expenses.</div><div>○ Completed the 2024 Solano Express Ridership Survey</div></div><div><div>Status:</div><div><div>○ Coordinate Intercity Transit Consortium – ongoing.</div><div>○ TDA Matrix – Solano Express Funding and Cost Sharing for FY 2025-26.</div><div>○ I-80/I-680/I-780/SR12/SR37 Transit Corridor Studies ongoing</div><div>○ 5311 Funding Coordination</div><div>○ Coordinate to address the six functional areas from MTC Blue Ribbon Transit Recovery Task Force (BTRTF)</div><div>○ Allocate LCTOP (population-based) funds for FY 2025-26</div></div></div><div><div>ECD:</div><div>Solano Connected Mobility Plan Implementation FY 2025-26</div></div></div></div>			X	X		
					X			
					X	X		
					X			
					X	X		
STA Lead Projects	47.	<div><div><div><div>Management of Rio Vista Delta Breeze</div><div>Transit system serving the residents of Rio Vista</div></div><div><div>Milestones:</div><div><div>○ Developed a Request for Proposals for the Operations and Maintenance of the Rio Vista Delta Breeze</div><div>○ Entered into a five-year contract for the Operations and Maintenance of the Rio Vista Delta Breeze</div><div>○ Updated the Rio Vista Delta Breeze Riders Guide</div><div>○ Increased ridership by 16% compared to the previous year</div><div>○ Developed the FY 2024-25 TDA Claim</div><div>○ Ordered a new service vehicle which is anticipated to be received in June 2025</div><div>○ Updated the Rio Vista Delta Breeze website</div><div>○ Developed the Rio Vista Delta Breeze CARB Rollout Plan in conjunction with the Cities of Dixon and Vacaville</div><div>○ Worked with Caltrans to dispose of an FTA 5310 vehicle that was totaled in an accident</div><div>○ Updated the Rio Vista Delta Breeze Drug and Alcohol Policy to incorporate oral fluid testing</div><div>○ Completed the TDA triennial audit with no findings</div></div></div><div><div>Status:</div><div><div>○ Implement the Delta Breeze Marketing Plan</div><div>○ Develop new Delta Breeze schedules/map</div><div>○ Monitor the new Microtransit service.</div><div>○ Coordinate Rio Vista Transit Asset Management (TAM)</div><div>○ Implement the Electrification Plan for the Rio Vista Delta Breeze</div><div>○ Monitor 5310 and 5311 compliances.</div><div>○ Annual TDA Claim.</div><div>○ Vehicle procurement</div><div>○ Complete National Transit Database</div><div>○ Seek grant funding to improve transit administrative service and maintenance building.</div><div>○ Implement Clipper 2.0</div></div></div></div></div>	STA	City of Rio Vista TDA, 5311	X	X	\$998k (FY 2024-25)	Brandon Thomson

SOLANO TRANSPORTATION AUTHORITY

FINAL DRAFT OVERALL WORK PLAN (OWP) FOR FY 2025-26 AND FY 2026-27

(Pending STA Board Approval on June 11, 2025)

CATEGORY	No.	PROJECT DESCRIPTIONS	LEAD AGENCY	FUND SOURCE	2025-26	2026-27	EST. PROJECT COST	DEPT. LEAD STAFF
		<u>ECD:</u> Ongoing.						
STA Lead Program	48.	<u>Vehicle Share Program</u> Developed through a contribution from Solano County and the Yocha Dehe Winton Nation to procure two Wheelchair-Accessible Vans to support the transportation needs of local non-profits. <u>Milestones:</u> <ul style="list-style-type: none"><u>FY 2023-24</u><ul style="list-style-type: none">Under contract with three non-profit agenciesCreated entry and exit geofences for tracking vehicles with installed GPSCreated online form for non-profit pick-up and drop-off data<u>FY 2024-25 midyear</u><ul style="list-style-type: none">Under contract with two non-profit agenciesCreated an online interest form to increase the reach of nonprofits.Created an online calendar for booking vehicles. <u>Status:</u> <ul style="list-style-type: none">Update Contract for Driver TrainingOutreach to non-profit agencies to gain participation.Monitor insurance from participating non-profit agencies. <u>ECD:</u> Ongoing.	STA	Yocha Dehe Wintun Nation Funds STAF				April Wells
STA Lead - Programs	49.	<u>Rural Transit Coordination/5311</u> In Solano County, STA programs the 5311 funding. These funds are used for transit capital and operating purposes for services in non-urbanized areas. <u>Milestones:</u> <ul style="list-style-type: none">STA Coordinated 5311 funding between Dixon and Rio Vista and other rural service operations.Established a 5311 subcommittee with Dixon and Rio Vista <u>Status:</u> <ul style="list-style-type: none">Coordinated 5311 funding between Rio Vista and Dixon ongoing.STA will work with Dixon and Rio Vista to distribute funding once funding is made available in FY 2025-26 <u>ECD:</u> Ongoing	STA Rural Transit Dixon Rio Vista	FTA 5311	X X X	X		Transit Ron Grassi
STA Lead – Programs	50.	<u>Coordination with Older Adults and Seniors and People with Disabilities</u> STA to staff and provide administrative support to advisories committees that advocate and address transportation needs for seniors, people with disabilities and low-income individual, build community awareness and support, and locate funding sources to meet those needs. <u>Milestones:</u> <ul style="list-style-type: none">PCC Work Plan for 2025 (adopted February 2025)		STAF	X	X		Transit Debbie McQuilkin

SOLANO TRANSPORTATION AUTHORITY
FINAL DRAFT OVERALL WORK PLAN (OWP) FOR FY 2025-26 AND FY 2026-27
(Pending STA Board Approval on June 11, 2025)

CATEGORY	No.	PROJECT DESCRIPTIONS	LEAD AGENCY	FUND SOURCE	2025-26	2026-27	EST. PROJECT COST	DEPT. LEAD STAFF
		<u>Status:</u> <ul style="list-style-type: none"> Outreach and Marketing Mobility Management Programs are ongoing. Solano Mobility Study for Older Adults and People with Disabilities reconnect with communities of Rio Vista, Suisun City, Benicia, Dixon, Vallejo, Vacaville, and Fairfield. Operators & STA’s TDA Claims Review Provide input for Plan Bay Area 2050 and OBAG 3 Participate in Transit Subcommittee for the CTP Review and develop recommendations with the CTSA to further BRTF accessibility goals. <u>ECD:</u> <ul style="list-style-type: none"> PCC Work and Outreach plans: 2025 TDA Claim Review: May 2025 – December 2025 PCC Member training/refresher regarding Committee’s purpose 						
STA Lead – Programs	51.	<u>Solano Express Countywide and Regional Transit Coordination</u> Coordinate to implement recommended strategies for Solano County’s Regional Transit Service Solano Express. This project will incorporate Transit 2030 Policy Committee recommendations that were approved by the STA Board on December 11, 2024. <u>Milestones:</u> <ul style="list-style-type: none"> Monitor performance measures for Blue Line, Yellow Line, Red Line, Route 82, and Green Line. Completed draft Solano Express Intercity operating plan for FY 2025-26 Continuation of the Solano Express 2 for 1 fare promotion via Clipper Continue the Solano Express Guaranteed Ride Program to provide reliability and a safety net for Solano Express riders (6,703 Rides through December 2024) <u>Status:</u> <ul style="list-style-type: none"> Development of multi-year intercity operations funding plan underway Draft Integrated Fare Policy per BRTRTF focus area functional area #1. Continue to promote Solano Express along with all mobility options through Solano County. Develop five-year operating budget for Solano Express Monitoring of Solano Express through quarterly reports provided by SolTrans. Update Solano Express Performance Benchmarks in coordination with SolTrans and funding partners. Update Solano Express Intercity Funding Agreement FY 2025-26 Monitor and implement 27 recommendations from the BRTRTF with emphasis on 6 focus areas. Monitor Federal and State transit funding. Continue to develop the Connected Mobility Implementation Plan recommendations in coordination with the SolTrans COA and the transit element of the CTP with focus on the BRTRTF six functional areas. 	STA MTC/BATA SolTrans (Benicia and Vallejo) City of Dixon, Fairfield, Suisun City, Vacaville and County of Solano	TDA STAF RM2 RM3 Federal ARP/CRSSA Funds SCC Fee	X X X X X X X X	X X X X X X X X		<u>Transit</u> Ron Grassi

SOLANO TRANSPORTATION AUTHORITY

FINAL DRAFT OVERALL WORK PLAN (OWP) FOR FY 2025-26 AND FY 2026-27

(Pending STA Board Approval on June 11, 2025)

CATEGORY	No.	PROJECT DESCRIPTIONS	LEAD AGENCY	FUND SOURCE	2025-26	2026-27	EST. PROJECT COST	DEPT. LEAD STAFF
		<u>ECD:</u> Ongoing						
STA Lead – Programs	52.	<p><u>Solano County Mobility Programs - Older Adults and People with Disabilities</u></p> <p>Support and Monitor Mobility Management Programs, for Older Adults and People with Disabilities which includes the following programs: Countywide ADA In-Person Eligibility Program, Travel Training Program, Senior Safe Driving, Medical Trip Concierge Services (GoGo Grandparents), Veterans Mobility Program.</p> <p><u>Milestones:</u></p> <p>For FY 2023-24</p> <p><u>Travel Training:</u></p> <ul style="list-style-type: none">○ A total of 774 Travel Trainings (Individual, Field Trip and Classroom) were conducted.○ 21 presentations to 562 audience members were completed.○ 1,782 individuals received information during 37 Outreach activities. <p><u>Countywide In Person ADA Eligibility Program:</u></p> <ul style="list-style-type: none">○ Conducted In-Person interviews with paper application.○ A total of 483 Evaluations were conducted.○ STA’s mobility staff presented, attended or tabled at 123 locations throughout Solano County reaching a total of 3,779 individuals. This outreach specifically targets locations and organizations that serve or house Seniors, People with Disabilities and Veterans within our county.○ GoGo Grandparent provided 20,316 rides through FY 2023-24.○ 2,185 Wheelchair Accessible Vehicle rides provided through GoGo and B811.○ The Veterans Mobility Program provided 1,040 rides to Veterans in FY2023-24 Celebrated 10th Anniversary for the Mobility Programs.○ Awarded FTA 5310 Grant for \$400,000. This grant will fund the Travel Training Program and the Mobility Call Center.○ Awarded \$50,000 Grant from Kaiser Permanente which provided additional rides to the GoGo Program users and allowed Veterans’ surviving spouses to participate in the program.○ Contracted with new ADA In-Person Evaluator.○ Completed Community Based Transportation Plan in the City of Rio Vista. <p><u>Status:</u></p> <ul style="list-style-type: none">○ Training New Bi-Lingual Travel Trainer○ Evaluate and report on Countywide ADA In-Person Eligibility Program.○ Expand outreach events and presentations to promote all Mobility Programs.○ Continue to support Travel Training programs by providing online videos to the public through website and social media, and promotion through various presentations and outreach.○ Continue to engage relevant committees, community groups and stakeholders such as the PCC, the CTSA, the Solano County Senior Coalition, Meals on Wheels and Healthcare providers and	STA/ Transit Operators	STAF 5310 County TDA Local TDA Kaiser Grant	X	X		<u>Transit</u> Debbie McQuilkin

SOLANO TRANSPORTATION AUTHORITY
FINAL DRAFT OVERALL WORK PLAN (OWP) FOR FY 2025-26 AND FY 2026-27
(Pending STA Board Approval on June 11, 2025)

CATEGORY	No.	PROJECT DESCRIPTIONS	LEAD AGENCY	FUND SOURCE	2025-26	2026-27	EST. PROJECT COST	DEPT. LEAD STAFF
		<p>others for promote the Mobility Programs s to the populations they serve.</p> <ul style="list-style-type: none">Update and expand the Senior Safe Driving Information on Solanomobility.org and in partnership with California Highway Patrol's Age Well Drive Smart Program provide information on transportation alternative and Programs.Monitor and complete 5310 Bi-Annual Reporting for the Travel Training Program and the Solano Mobility Call Center.Continue to seek additional funding opportunities to enhance existing or create new programs.Kaiser grant funding to support the Solano Mobility Programs. <p><u>ECD:</u> On Going</p>						
STA Lead Programs	53.	<p><u>Solano Mobility Intercity Taxi Card Program</u> Intercity Taxi Card Program provides countywide service for ambulatory and non- ambulatory ADA certified residents of Solano County.</p> <p><u>Milestones:</u></p> <ul style="list-style-type: none">2,685 Intercity Taxi trips were taken in FY2023-24175 Wheelchair Accessible Vehicle (WAV) rides were taken2,775 SolTrans Local rides provided through PEX Card in FY 2023-24732 rides taken in FY2023- 24 <p><u>Status:</u></p> <ul style="list-style-type: none">Continue to monitor WAV rides through Veterans Corp.in the PEX program.Monitoring program - ongoingReconciliation of Poynt and PEX system <p><u>ECD:</u> Ongoing</p>	STA	County TDA Local TDA FAST Dixon Rio Vista Vacaville And SolTrans	X	X		<u>Transit</u> Ron Grassi Debbie McQuilkin
STA Lead – Programs	54.	<p><u>Solano Mobility Call Center</u> The Solano Mobility Call Center provides personalized assistance for traveling around Solano and neighboring counties, including services and information about transportation resources for seniors and people with disabilities. The Call Center supports all Solano Mobility programs and services which include Regional Transit Connection (RTC) Discount Cards, Clipper Cards, Intercity Taxi Program, Medical Concierge Program and Commuter/Employer program services such as Vanpools and Bucks for Bikes</p> <p><u>Milestones</u> FY July 2023- July 2024</p> <ul style="list-style-type: none">Assisted 9,271people (469 in person) with 122,768 website hits - transportation information or services for older adults and people w/ disabilities.Processed 59 RTC cards for qualified individuals with disabilities.Completed 78 Clipper card transactions.Processed 158 Income Verification applications for qualified individuals to receive an 80% discount on certain Mobility programs.	STA	STAF OBAG 3 5310				<u>Programs</u> Erika Dohina

SOLANO TRANSPORTATION AUTHORITY

FINAL DRAFT OVERALL WORK PLAN (OWP) FOR FY 2025-26 AND FY 2026-27

(Pending STA Board Approval on June 11, 2025)

CATEGORY	No.	PROJECT DESCRIPTIONS	LEAD AGENCY	FUND SOURCE	2025-26	2026-27	EST. PROJECT COST	DEPT. LEAD STAFF
		<div><div><div><div><div></div><div>Answered 2,517 questions regarding the Intercity Taxi Card program and 807 questions about ADA eligibility.</div></div><div><div></div><div>Processed 1015 PEX card transfers.</div></div><div><div></div><div>Provided information brochures for transportation, services for seniors & people with disabilities, biking, and schedules for transit at 100 display racks.</div></div><div><div></div><div>Average call answer time is less than 10 seconds.</div></div><div><div></div><div>Average call hold time is less than 30 seconds.</div></div><div><div></div><div>Return messages within one business day of message receipt.</div></div><div><div></div><div>Respond to service complaints and questions within 48 hours.</div></div><div><div></div><div>Implemented Equitable access to justice program, Suisun Microtransit and selling monthly passes, GoGo Grandparent added wheelchair accessible vehicles and Guaranteed Ride program.</div></div></div><div><div>Status:</div><div><div><div></div><div>Help prep materials and staff for 21 events and presentations to educate people on Solano Mobility programs.</div></div><div><div></div><div>Attended 10 events and spoke with over 700 Solano County residents about Mobility Programs and Services</div></div><div><div></div><div>Increased public awareness of the program through online and radio marketing.</div></div><div><div></div><div>Continued to respond to calls, online requests, and walk-ins with a hybrid work schedule ongoing.</div></div><div><div></div><div>Income verification forms for First/Last mile will begin April FY 2023-24</div></div><div><div></div><div>Go Go Grandparent applications are now available on Solano Mobility website as of October 2024</div></div></div></div><div><div>ECD:</div><div>Ongoing</div></div></div></div>						
	55.	<div><div><div><div><div></div><div>Employer/Commuter Program: Solano Mobility Employer-Commuter Program (Solano Commutes)</div></div><div><div></div><div>The Solano Mobility Employer Commuter Program provides commuter incentives and subsidies to encourage sustainable mode shift for residents and employees in Solano County. STA staff also connects with businesses, chambers of commerce, homeowner associations, community clubs and organizations to promote these commuter benefits.</div></div><div><div></div><div>In FY 2022-23, staff returned to tabling events and re-engaging with employers. All commuter programs saw a significant increase.</div></div></div><div><div>Milestones:</div><div><div>FY 2023-24</div><div><div><div></div><div>EDC and STA staff tabled/attended 44 events reaching 2,541 commuters and businesses.</div></div><div><div></div><div>There were 122,768 website views and 31,647 views of social media.</div></div><div><div></div><div>2 new programs successfully launched: Equitable Access to Justice and the Solano Mobility Express Vanpool.</div></div><div><div></div><div>Mobile Mobility Information Station Outreach launched.</div></div><div><div></div><div>The Employer Commuter program received a competitive YSAQMD grant for \$50,000 for FY 2024-25 for the hybrid vanpool program (Solano Mobility Express Vanpool).</div></div></div></div></div></div></div>		<div>Bay Area Air Quality Management District (BAAQMD) - TFCA OBAG 3</div> <div>Yolo Solano Air Quality Management District (YSAQMD)</div> <div>State Transit Assistance Funds (STAF)</div> <div>Solano County TDA</div> <div>Solano County Courts</div> <div>Solano Community College</div> <div>CCJPA Marketing Agreement</div> <div>CMAQ</div> <div>MTC Bike to Wherever</div> <div>Days Stipend</div>	X	X		Lorene Garrett

SOLANO TRANSPORTATION AUTHORITY
FINAL DRAFT OVERALL WORK PLAN (OWP) FOR FY 2025-26 AND FY 2026-27
(Pending STA Board Approval on June 11, 2025)

CATEGORY	No.	PROJECT DESCRIPTIONS	LEAD AGENCY	FUND SOURCE	2025-26	2026-27	EST. PROJECT COST	DEPT. LEAD STAFF
		<ul style="list-style-type: none">○ The Employer Commuter program received a BAAQMD grant for \$175,000 for commuter incentives for FY 2024-25.○ Program staff successfully coordinated Solano County participation in the 30th annual Bike to Work Day as part of the 2024 Bike to Wherever Days celebration with County participation matching pre-pandemic numbers.○ The Solano EDC incorporated Solano Mobility programs in their Business Expansion and Retention Visits, helping to increase program knowledge and outreach.○ 62 2-for-1 Solano Express Program monthly pass incentives provided.○ 73 passes provided for the Amtrak + Lyft Program.○ 11 commuters participated in Bucks for Bike Program.○ 638 active users participated in the Commute Solano program logging 18,000 alternative trips for 451,040.7 miles, saving 133.6 tons of CO2.○ 602 rides provided by the Equitable Access to Justice Program○ 379 new First/Last Mile participants with 54,393 rides provided.○ 159 vanpool subsidies provided. 65 owner-operated and Enterprise vanpools traveled to and from Solano County.○ 7 Guaranteed Ride Home Program reimbursements provided.○ 250 Solano Express Riders registered to receive Guaranteed Ride Uber Vouchers, bringing the total number of program registrants to 526. 5,657 rides were provided.○ Solano Mobility Express Vanpool Pilot Program provided 3,946 rides from Dixon/Vacaville to Sacramento with zero missed runs and average ratings of 4.95/5 rating. <p><u>FY 2024-25 Midyear</u></p> <ul style="list-style-type: none">○ 25 events reaching 858 businesses and commuters tabled/attended.○ 9 Bucks for Bikes reimbursements○ 361 active users participated in the Commute Solano program logging 8,000 alternative trips for 201,546.4 miles, saving 58.5 tons of CO2.○ 27 passes provided for Capitol Corridor + Lyft program, with total enrollment at 146 participants since the start of the program in 2019.○ 1,175 rides provided for Equitable Access to Justice pilot program○ 74 new commuters registered for First/Last Mile program bringing total participation to 1,749○ 6 commuters received GRH reimbursements○ 3,389 Guaranteed Ride program rides provided via Uber Voucher. 107 new registrants increasing participants to 633.○ 2,300 Solano Mobility Express Vanpool rides to/from Sacramento provided at mid-year. 2 missed runs with rider accommodation offered. 6,246 rides provided from the beginning of the program to the end of the second quarter.○ \$12,000 in traditional vanpool subsidies provided for 11 Vanpools○ \$1,001,725 in SCC student fees has been disbursed to the transit operators since FY 2017-18 with the City of Fairfield and SolTrans both receiving \$423,546, and the City of Vacaville receiving \$154,663.						

SOLANO TRANSPORTATION AUTHORITY

FINAL DRAFT OVERALL WORK PLAN (OWP) FOR FY 2025-26 AND FY 2026-27

(Pending STA Board Approval on June 11, 2025)

CATEGORY	No.	PROJECT DESCRIPTIONS	LEAD AGENCY	FUND SOURCE	2025-26	2026-27	EST. PROJECT COST	DEPT. LEAD STAFF
		<div>Status:<ul style="list-style-type: none">Continue to promote commuter programs.Continue partnership with Solano EDC who included STA’s commuter programs in a one-on-one business retention and expansion program launched in 2024.Continue to update website, social media, and provide outreach.Continue pop-up Mobile Mobility Information Stations to inform commuters of programs and provide assistance with sign up as needed at Solano County transit hubs.Continue to partner with Solano TMA + 50 Corridor to grow ridership for Solano Mobility Express Vanpool Pilot.Launch Solano Community College Intercampus Vanpool Pilot</div> <div>ECD: Ongoing</div>						
	56.	<div>Benicia Lyft As a result of the 2018 SolTrans COA, the Benicia Dial-a-Ride Service, which cost \$250,000 per year, was eliminated. At SolTrans’ request, STA developed the City of Benicia Lyft Program to enhance transportation options for Benicia Residents.</div> <div>Milestones: FY 2023-24 Benicia Lyft and \$5 Benicia Lyft programs provided 6,293 rides. FY 2024-25 Midyear Benicia Lyft and \$5 Benicia Lyft programs provided 4,402 rides.</div> <div>Status: Continuing to promote the TNC programs through the Solano Mobility Call Center, website, social media, and events.</div> <div>ECD: Ongoing</div>		STAF City of Benicia TDA	X	X	\$75,000 FY 2024-25	Transit Lorene Garrett
	New	<div>Suisun Lyft The Suisun Lyft Program was developed as a result of the 2022 Suisun City Community-Based Transportation Plan. STA partnered with the City of Suisun City to create Lyft Programs that would enhance transportation options for Suisun City Residents</div> <div>Milestones: FY 2023-24 Suisun Lyft program provided 10,783 rides FY 2024-25 Midyear Suisun Lyft program provided 9,578 rides</div> <div>Status Continuing to promote the TNC programs through the Solano Mobility Call Center, website, social media, and events.</div>		City of Suisun City TDA	X	X	\$200,000 FY 2024-25	Transit Lorene Garrett

SOLANO TRANSPORTATION AUTHORITY

FINAL DRAFT OVERALL WORK PLAN (OWP) FOR FY 2025-26 AND FY 2026-27

(Pending STA Board Approval on June 11, 2025)

CATEGORY	No.	PROJECT DESCRIPTIONS	LEAD AGENCY	FUND SOURCE	2025-26	2026-27	EST. PROJECT COST	DEPT. LEAD STAFF
		<u>ECD:</u> Ongoing						
STA Monitoring Programs	57.	<u>San Francisco Bay Ferry Coordination/Vallejo Phase B</u> Ferry Service provided in the Bay Area, in Solano County provided between Vallejo and San Francisco <u>Milestones:</u> <ul style="list-style-type: none">STA Coordinated marketing efforts with WETA, SolTrans and Napa Valley Transportation AuthoritySTA’s partnership with the Vallejo Ferry continued to promote the First/Last Mile program and was instrumental in increasing program participants by 255%. <u>Status:</u> <ul style="list-style-type: none">Received RM3 operating funding which will allow for increased and more frequent service to/from Vallejo and Mare Island to San FranciscoFunding Phase B of the Vallejo Station is a priority.Project includes parking and customer amenities.STA is participating in the development of WETA Strategic Plan and WETA is participating in STA’s Transit Element of the CTP <u>ECD:</u> Ongoing	Vallejo	RM3			\$1.5M	<u>Transit</u> Robert Guerrero Nick Burton
STA Lead Programs	58.	<u>STA Title VI Program</u> Translation of Documents (Vital and Informational) Annual Monitoring and Translator Services <u>Milestones:</u> <ul style="list-style-type: none">Translation service available for call centerDocument translation service provided.Annual ReportingTitle VI Plan updated and approved by the STA Board in 2024Completed the STA Title VI Plan UpdateExtended the contract for the language assistance line. <u>Status:</u> <ul style="list-style-type: none">Translation of Documents (Vital and Informational) - ongoingAnnual Monitoring and reporting ongoing.Call Center Translator Services Ongoing <u>ECD:</u> Next update		STAF	X			Brandon Thomson/Transit SEAN Person
STA Lead – Programs	59.	<u>Consolidated Transportation Services Agency (CTSA)</u> Established in 2015 to provide countywide coordination to pursue Mobility Management funding and identify and facilitate implementation of various Mobility Management Programs and Services to support Mobility for Solano County Older Adults, People with Disabilities, and Low-Income Residents. <u>Milestones</u> <ul style="list-style-type: none">CTSA supported Kaiser Permanented Napa-Solano Community Benefit Grant Opportunities	STA	STAF Solano County TDA	X	X		Transit Ron Grassi Debbie McQuilkin

SOLANO TRANSPORTATION AUTHORITY
FINAL DRAFT OVERALL WORK PLAN (OWP) FOR FY 2025-26 AND FY 2026-27
(Pending STA Board Approval on June 11, 2025)

CATEGORY	No.	PROJECT DESCRIPTIONS	LEAD AGENCY	FUND SOURCE	2025-26	2026-27	EST. PROJECT COST	DEPT. LEAD STAFF
		<ul style="list-style-type: none">○ Reviewed and approved the CTSA Work Plans○ Reviewed expanded membership to appeal to a broader audience and create a more diverse committee.○ Continued support for Countywide Community transportation Plans○ CARB Grant supported an update to the 2020 Vallejo Community Based Transportation Plan from a youth perspective through an equity lens was completed in December 2025 (FY 2024 -25) <p><u>Status</u></p> <ul style="list-style-type: none">○ Monitor and Evaluate Mobility Management Programs○ Vehicle Share Program is a partnership with non-profits to provide medical trips for non- ambulatory older adults and people with disabilities.○ Travel Training○ Solano Mobility Call Center○ Senior Safety Driver Program Information○ In-Person ADA Eligibility○ Faith in Action Volunteer Driver Program○ Intercity Taxi Card Program○ Veterans Mobility Assessment updates○ Implement and report progress of the 6 senior and ADA Priority Projects to the CTSA <p><u>ECD:</u> Ongoing</p>						
STA Lead – Programs	60.	<p><u>Community-Based Transportation Plan (CBTP) Updates</u></p> <p>The objective of the Community-Based Planning Process is to develop a plan through a collaborative process that identifies transportation gaps, proposes and prioritizes strategies to address the gaps, and identifies potential funding sources and project leads for implementation. This process ensured that the low-income population directly affected by the transportation plan guided the process. The STA previously completed CBTPs for Dixon in 2004, Cordelia, Fairfield, and Suisun Cities in 2008 and again in 2022, East Fairfield, Vacaville, and Vallejo in 2012. Vallejo updated their CBTP Plan and will take revisions to garner youth feedback through the CARB Grant.</p> <p><u>Milestones:</u></p> <ul style="list-style-type: none">○ Completed CBTP in Rio Vista○ Over 600 Surveys received.○ Survey results and project recommendations presented to September RV City Council○ Club Stride presented outcomes of the CARB Grant project at the final community workshop event at Vallejo High School on December 17, 2024 (FY 2024 -25)○ CARB STEP Grant project finalized in December 2024 (FY 2024 -25)○ Dixon CBTP launched in January 2025. Surveys were distributed to all residents. <p><u>Status:</u></p> <ul style="list-style-type: none">● Develop a scope of work and initiate CBTP Unincorporated Solano County to begin in FY 2025-26	STA, Transit Operators and Solano County Cities	CARB, STAF MTC/OBAG 3	X		\$500,000	Debbie McQuilkin

SOLANO TRANSPORTATION AUTHORITY
FINAL DRAFT OVERALL WORK PLAN (OWP) FOR FY 2025-26 AND FY 2026-27
(Pending STA Board Approval on June 11, 2025)

CATEGORY	No.	PROJECT DESCRIPTIONS	LEAD AGENCY	FUND SOURCE	2025-26	2026-27	EST. PROJECT COST	DEPT. LEAD STAFF
		<ul style="list-style-type: none">City of Benicia requested a CBTP to begin in 2026Seek funding resources from CARB to support/implement projects or programs identified as part of the CARB STEP process. ECD Dixon CBTP is estimated to be completed 1st qtr. FY 2025-26.						
STA Lead – Programs	61.	Suisun City Microtransit The Suisun City Microtransit program launched on January 3, 2023, and consists of dial-a-ride service available within Suisun City limits, and nine select locations within the City of Fairfield, as well as one fixed route known as the School Tripper <u>Milestones:</u> <ul style="list-style-type: none">Added Rush Ranch as a destination available for Suisun Microtransit patronsDeveloped the Suisun City TDA Budget fiscal years 2024-25 and 2025-26Executed the first of two option years of the Operations ContractReceived three new vehicles, which were placed into serviceIncreased ridership by 44% compared to the previous mid-yearCreated a Suisun City Microtransit Riders GuideTransferred the base of operations to the newly constructed Suisun City Mobility HubCompleted the LCTOP application for an electrical infrastructure <u>Status:</u> <ul style="list-style-type: none">Develop Title VI PlanDevelop an Advertising PolicyWork with MTC to implement Clipper 2.0Develop bus stop signage based on MTC’s Mapping and Wayfinding designs.Procure an electric vehicle with LCTOP fundingDevelop SRTP <u>ECD:</u> Ongoing		Suisun City TDA			\$825k (FY 2024-25)	Brandon Thomson
NEW WORK PROGRAM ITEMS								
	62.	Solano County Transit 2030 Policy Committee The Committee was established to address the six focus areas of MTC’s Blue Ribbon Transit Recovery Task Force. <ul style="list-style-type: none">Fare IntegrationMapping and WayfindingConnected Network PlanningBus Transit PriorityRail Network ManagementAccessibility <u>Milestone:</u> Committee was formed by the STA Board on January 10, 2024 <ul style="list-style-type: none">Adopted Timeline and Schedule		MTC/OBAG 3 Quick Strike STAF				Daryl Halls

SOLANO TRANSPORTATION AUTHORITY

FINAL DRAFT OVERALL WORK PLAN (OWP) FOR FY 2025-26 AND FY 2026-27

(Pending STA Board Approval on June 11, 2025)

CATEGORY	No.	PROJECT DESCRIPTIONS	LEAD AGENCY	FUND SOURCE	2025-26	2026-27	EST. PROJECT COST	DEPT. LEAD STAFF
		<div><div><div><div><div></div><div>Hired a Facilitator</div></div><div><div></div><div>Guest speakers from MTC presented Fare Integration and Clipper 2.0</div></div><div><div></div><div>Transit 2050</div></div><div><div></div><div>STA presented Transit Roles and Responsibilities</div></div><div><div></div><div>SolTrans presented their Service Areas and Funding</div></div></div><div>The committee received a presentation on<div><div><div></div>Transit Priority Projects</div><div><div></div>Wayfinding Signs</div><div><div></div>Rail and Ferry Studies</div><div><div></div>History of Transit in Solano County (1995-2024)</div></div></div><div>Status:<div>On December 11, 2024, the STA Board approved the 10 Transit 2030 Policy Recommendations. The Recommendations were forwarded by the facilitator in December 2024 action is pending by the SolTrans Board</div></div><div>ECD:<div>Study completed</div></div></div></div>						
	63.	<div><div><div><div><div></div><div>Facilities Maintenance</div></div><div>STA owns and maintains its vehicle fleet, office building, and Suisun City Mobility Hub</div></div><div>Milestone:<div>Completed Suisun City Mobility Hub maintenance agreement</div></div><div>Status:<div><div><div></div>On-going preventive maintenance</div><div><div></div>Managing service contracts</div><div><div></div>Overseeing building improvements (e.g., ADA accessibility)</div></div></div><div>ECD:<div>On-going</div></div></div></div>		Suisun City TDA Local funds and local TDA				Nick Burton Brandon Thompson Leslie Gould
	64.	<div><div><div><div><div></div><div>State Route 12 Coordination</div></div><div>Update corridor study and identify future projects and funding sources (i.e., SHOPP)</div></div><div>Milestone:<div>Committee organized – April 2025</div></div><div>Status:<div><div><div></div>Seeking funding to update the SR 12 Corridor Study</div><div><div></div>Conduct corridor study under the guidance of the SR 12 Policy Committee</div><div><div></div>Coordinate with Travis AFB and Caltrans</div></div></div><div>ECD:<div>FY 2026-27</div></div></div></div>		OBAG 3 TBD (waiting for grant)				Nick Burton Leslie Gould

SOLANO TRANSPORTATION AUTHORITY

FINAL DRAFT OVERALL WORK PLAN (OWP) FOR FY 2025-26 AND FY 2026-27

(Pending STA Board Approval on June 11, 2025)

CATEGORY	No.	PROJECT DESCRIPTIONS	LEAD AGENCY	FUND SOURCE	2025-26	2026-27	EST. PROJECT COST	DEPT. LEAD STAFF
	65.	<u>Water Dredging</u> Coordinate dredging to support marina, harbors, and deep-sea channels <u>Milestone:</u> <u>Status:</u> <ul style="list-style-type: none">○ Coordinating with County and cities of Benicia, Suisun City, Rio Vista, and Vallejo to identify dredging needs○ Coordinating with San Francisco Bay Ferry (WETA)○ Explore funding options to address dredging needs <u>ECD:</u> TBD		TBD				Nick Burton

THIS PAGE IS INTENTIONALLY LEFT BLANK.



DATE: April 21, 2025
TO: Solano County Intercity Transit Consortium
FROM: Ron Grassi, Director of Programs
Brenda McNichols, Accountant II
Lorene Garrett, Senior Program Coordinator
RE: Solano Community College Student Fee for Transit

Background:

During the Fall 2016 Semester, Solano Community College (SCC) students passed a measure to pay a transportation fee to provide reduced transit fares for students for the semesters of Spring 2017 through Fall 2019. The transportation fee amount depends on the number of units the student takes each semester. Full-time students taking 12+ units pay \$10.00 per semester, 6.5-11.5 units pay \$8.00 per semester, 3.5-6 units pay \$4.00/semester, and 0.5 to 3 units pay \$1.50 per semester. The Solano Community College Student Transportation Fee 2-Year Pilot Program launched in Spring 2017 offering a 50% reduced fee for usage by the individual Transit Operators.

Despite the reduced fare cost, the 2017 Spring and Fall Semester had low usage amongst students. Based on the low levels of ridership, STA staff met with SCC staff and the participating Transit Operators (Fairfield and Suisun Transit (FAST), Solano County Transit (SolTrans) and Vacaville (City Coach) to explore piloting a free fare, specifically for SCC students who show their student identification card. After a successful pilot, Solano Community College contacted STA and expressed the desire to transition the pilot into a formal 10-year agreement.

In April 2019, the Solano Community College student body overwhelming voted to continue supporting a self-imposed transportation fee for the purpose of providing free transit, within Solano County, by showing their student identification card. Moreover, the Solano Community College student body requested that the self-imposed transportation fee be solidified for the next decade. After conversation with the three participating Solano County Transit Operators, and approval by the Solano Express Intercity Transit Consortium (currently the Solano County Intercity Transit Consortium), STA TAC, and STA Board, the Solano Community College Transportation Fee Program was also expanded to allow Solano Community College students to access to all Solano Express stop locations, including those located outside of Solano County. Previously, transit access on Solano Express was limited to trips within Solano County. Additionally, the three participating operators, Vacaville City Coach, FAST, and SolTrans, agreed to provide unlimited access on their local routes.

To date, funds have been distributed to the participating transit operators as follows.

Participating Transit Operator	Fund Distribution
City of Vacaville (City Coach)	15 %
City of Fairfield (FAST)	30 %
SolTrans (SolTrans)	30 %
Solano Express (split evenly between FAST and SolTrans)	25 %

In Total, STA received checks totaling \$1,001,755 from the Solano Community College for student transportation fees. Given the predetermined funding split with the three participating transit agencies, the funding was allocated to the three transit operators as shown in Attachment A.

Discussion:

The previous funding distribution was established when FAST and SolTrans operated Solano Express lines, and the Solano Express allotment was divided equally between the two operators. Currently, SolTrans operates Solano Express. STA staff presented to the Consortium on January 28, 2025, recommending updating the funding distribution to provide 25% of the Solano Express allotment to SolTrans. The City of Fairfield (FAST) suggested that staff look at actual ridership numbers between FAST and SolTrans. The City of Vacaville does not separate Solano Community College ridership numbers and is satisfied with the current arrangement. SolTrans and FAST provided the following SCC ridership information through January 31, 2025

	SolTrans		FAST	
FY 21/22	2,906	64%	1,609	36%
FY 22/23	6,565	40%	9,777	60%
FY 23/24	16,476	51%	15,942	49%
FY 24/25	14,336	57%	10,742	43%
Total	40,283	51%	38,070	49%

Based on the ridership information provided by SolTrans and FAST, STA Staff recommends maintaining the current percentage splits. STA staff will continue to monitor SCC ridership and review the percentage split in the future, especially if SolTrans decides to make the proposed service change to no longer directly serve the SCC Vallejo with a bus stop in front of the campus.

STA has also received a request from the Napa Valley Transportation Authority (NVTA), which is working with Napa Community College to implement a similar program for their students. NVTA requests a reciprocal agreement between Napa and Solano counties so students from Napa Community College and Solano Community College could utilize the transit services available in both counties (Attachment B). Providing reciprocal transit services between both counties would support youth engagement and equitable access to transit. The impact is expected to be minimal. A breakdown of student residency for Solano Community College and Napa Community College is attached as Attachment C. This could be helpful for future allocations of the Student Fee.

Fiscal Impact:

No fiscal impact to STA. The Solano Community College Student Transportation Fee Program covers the cost of students riding the three local transit services and all Solano Express Routes for free.

Recommendations:

Forward a recommendation to the STA TAC and Board to authorize the Executive Director to:

1. Enter an MOU with Napa Valley Transportation Authority to provide reciprocal transit services for Solano and Napa Community College Students; and
2. Allocate the Solano Community College Transportation Fee for FY 2025-26 as shown in Attachment A.

Attachments:

- A. Funding Allocation to the Three Transit Operators
- B. Letter from Napa Valley Transportation Authority
- C. Residency for Solano Community College and Napa Community College

Funding Allocation to the Three Transit Operators

Participating Transit Operator	Fund Distribution Percentage	Fund Distribution
City of Vacaville (City Coach)	15%	\$154,663
City of Fairfield (FAST)	42.5%	\$423,546
SolTrans (SolTrans)	42.5%	\$423,546
Total	100.00%	\$1,001,755



625 Burnell St. Napa, CA 94559-3420
Tel: (707) 259-8631
Fax: (707) 259-8638

April 21, 2025

Daryl K. Halls
Solano Transportation Authority
423 Main St.
Suisun City, CA 94585

RE: Reciprocity Between Napa Valley College and Solano Community College for Community College Students

Dear Daryl:

Thank you for considering a partnership with the Napa Valley Transportation Authority (NVRTA) to enhance mobility and improve public transit accessibility for students attending Napa Valley College (NVC) and Solano Community College (SCC).

With the variety of academic programs offered at both institutions, students frequently travel across county lines to attend classes that may not be available at their home campus. Establishing a reciprocal transfer agreement between transit providers in Solano County—including the City of Fairfield, City of Vacaville, SolTrans—and NVRTA's Vine Transit service would allow students who have paid their student fee to ride seamlessly between systems without incurring additional fares.

We sincerely appreciate STA's ongoing collaboration and commitment to regional connectivity. We believe this initiative will significantly improve transit access for students while also boosting ridership across all participating systems.

Should you have any questions or need further information, please contact Rebecca Schenck at (707) 259-8636 or via email at rschenck@nvta.ca.gov.

Sincerely,

A handwritten signature in black ink, appearing to read "Kate Miller", is written over a horizontal line.

Kate Miller
Executive Director

cc: Ron Grassi


Letter to STA


Final Audit Report

2025-04-22


Created:	2025-04-22
By:	Rebecca Schenck (rschenck@nvta.ca.gov)
Status:	Signed
Transaction ID:	CBJCHBCAABAAV2CCfaoHPvw7gyBO3IHfbSrv8g1qDgWv


"Letter to STA" History


 Document created by Rebecca Schenck (rschenck@nvta.ca.gov)
2025-04-22 - 5:26:03 PM GMT

 Document emailed to Kate Miller (kmiller@nvta.ca.gov) for signature
2025-04-22 - 5:26:06 PM GMT

<mailto:kmiller@nvta.ca.gov>

 Email viewed by Kate Miller (kmiller@nvta.ca.gov)
2025-04-22 - 7:47:25 PM GMT

 Document e-signed by Kate Miller (kmiller@nvta.ca.gov)
Signature Date: 2025-04-22 - 7:47:36 PM GMT - Time Source: server

 Agreement completed.
2025-04-22 - 7:47:36 PM GMT

Solano Community College		
City	Students	%
Fairfield	2,896	36.21%
Vacaville	2,267	28.34%
Vallejo	1,277	15.97%
Suisun City	707	8.84%
Dixon	228	2.85%
Benicia	169	2.11%
American Canyon	134	1.68%
Napa	104	1.30%
Winters	100	1.25%
Rio Vista	36	0.45%
Davis	30	0.38%
Woodland	30	0.38%
Esparto	8	0.10%
Sonoma	6	0.08%
Sacramento	6	0.08%
Total	7,998	100%

Napa Community College		
City	Students	%
Vallejo	644	53.40%
Fairfield	353	29.27%
Vacaville	101	8.37%
Suisun City	67	5.56%
Benicia	28	2.32%
Dixon	9	0.75%
Rio Vista	2	0.17%
Birds Landing	1	0.08%
Elmira	1	0.08%
TOTAL	1,206	100.00%



DATE: April 17, 2025
TO: Solano County Intercity Transit Consortium
FROM: Ron Grassi, Director of Programs
Lorene Garrett, Transit Mobility Coordinator I
Deborah McQuilkin, Program Manager
April Wells, Program Coordinator II
RE: Equitable Access to Justice Pilot Program Extension for FY 2025-26

Background:

The Solano Superior Court contacted former Solano County Supervisor Jim Spering and STA to assist with eliminating barriers for access to justice due to transportation challenges and affordability in 2022. Limited data from January 1, 2021, through August 12, 2022, which included the time when jury trials were suspended, indicated approximately 1% were moved from one court site to another in the county due to transportation issues. In addition, approximately 2% of the jurors who appeared were excused due to lack of transportation. The Superior Court cautioned that these percentages were low because jurors who could not afford transportation were most likely categorized as having financial hardship. An estimated 20% of potential jurors were lost from each panel due to the inability to afford transportation.

The Superior Court also requested assistance with transportation for individuals assigned to specialty programs such as Mental Health Diversion, Drug Court, Parole Reentry and Veterans Treatment Court. In addition to transportation to court, the participants in these programs need assistance with transportation to appointments for probation, mental health, substance abuse counseling and testing.

STA expanded existing Solano Mobility programs to provide transportation to court as well as appointments for probation, mental health, substance abuse counseling and testing. STA staff also developed a web page with trip plan information to assist court participants with traveling to the courthouse on public transportation and to provide details of the program. STA staff developed a pamphlet with program information for distribution.

The program launched on July 1, 2023. At the request of the Solano Superior Courts, the pilot program was extended by the STA Board to June 30, 2025. Prior to the extension, Solano County Transit Operators, STA staff, and Solano Superior Court staff met to discuss the program and mechanisms, such as free passes, that transit operators could use to assist the Court with transportation.

Solano County Transportation Development Acts (TDA) funds previously dedicated to the Solano County Intercity Taxi Program in addition to grant funding provided by the Solano County Superior Court were used to fund the Equitable Access to Justice Pilot Program.

Discussion:

Attachments A and B present program cost and rides/quarter. The average cost/ride at mid-year for FY 2024-25 was \$17. On February 3, 2025, The Solano Superior Courts requested a program extension of one year to June 30, 2026. See attachment C.

Fiscal Impact:

\$40,000 of County TDA funds was budgeted for the Equitable Access to Justice Pilot Program per fiscal year with an additional \$10,000 provided by the Solano Superior Court each fiscal year. The \$50,000 for FY 2025-26 is included in STA's 2-year budget approved July 10, 2024.

Recommendation:

Forward a recommendation to the TAC and STA Board authorizing the Executive Director to:

1. Extend the Equitable Access to Justice Pilot Program through June 30, 2026;
2. Amend the funding agreement with Solano Superior Courts to extend the Equitable Access to Justice Pilot Program for one year through June 30, 2026, and increase the budget by a total of \$50,000; and
3. Amend the agreement with Uber to extend the term for the Equitable Access to Justice Pilot Program for one year through June 30, 2026, and increase the budget by a total of \$50,000.

Attachments:

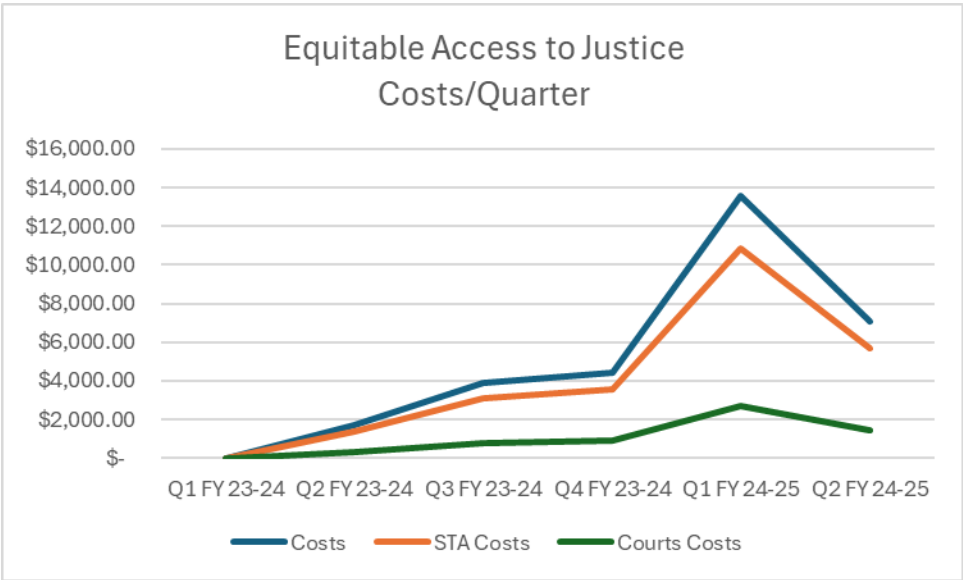
- A. Equitable Access to Justice Costs and Rides/Quarter Table
- B. Equitable Access to Justice Pilot Program Costs and Rides/Quarter Charts
- C. Equitable Access to Justice Pilot Program Continuation Request for FY 2025-26

Equitable Access to Justice Pilot Program

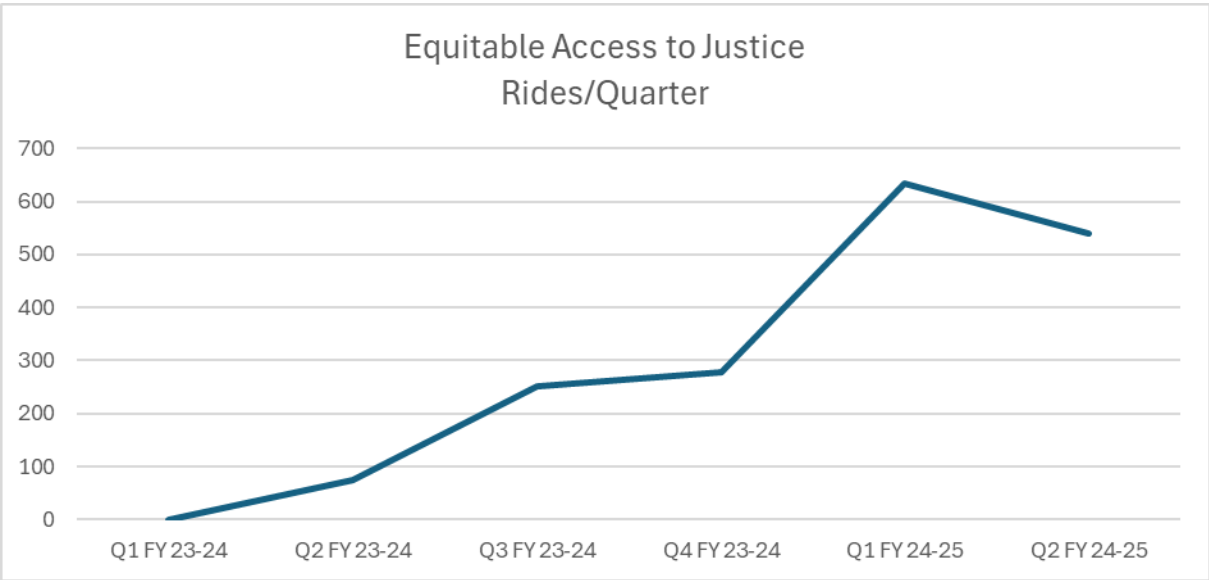
Costs and Rides/Quarter

Quarter	Costs	STA Costs	Court Costs	Rides
Q1 FY 23-24	\$ -	\$ -	\$ -	0
Q2 FY 23-24	\$ 1,727.25	\$ 1,381.80	\$ 345.45	74
Q3 FY 23-24	\$ 3,867.96	\$ 3,094.37	\$ 773.59	251
Q4 FY 23-24	\$ 4,441.47	\$ 3,553.18	\$ 888.29	277
Q1 FY 24-25	\$ 13,557.23	\$10,845.78	\$ 2,711.45	634
Q2 FY 24-25	\$ 7,081.69	\$ 5,665.35	\$ 1,416.34	541
TOTAL	\$ 30,675.60	\$ 24,540.48	\$ 6,135.12	1,777

Equitable Access to Justice Pilot Program Costs/Quarter



Equitable Access to Justice Rides/Quarter





BRIAN K. TAYLOR
Court Executive Officer
Clerk of the Court

*Superior Court of California
County of Solano*

Attachment C

Hall of Justice
600 Union Avenue
Fairfield, CA
94533 (707)
207-7475
FAX (707) 426-1631

February 3, 2025

Daryl K. Halls
Executive Director
Solano Transportation Authority
423 Main Street
Suisun City, CA 94585

Re: Equitable Access to Justice Pilot Program

Dear Mr. Halls:

The Solano Superior Court appreciates the partnership between the Solano Transportation Authority (STA) and the Court, which provides transportation access to participants in our collaborative court programs and for jurors who lack transportation.

This is an invaluable program which provides greatly needed access to these important court programs. This program has garnered interest across the state and we greatly appreciated receiving the STA Partner of the Year award for 2024.

The Court requests continuation of the program for fiscal year 2025/2026. Please let me know if you need any additional information or assistance from the Courts for this request.

Sincerely,

A handwritten signature in blue ink, reading "Brian Taylor", with a checkmark at the end.

Brian K. Taylor
Court Executive Officer

THIS PAGE INTENTIONALLY LEFT BLANK.



DATE: April 18, 2025
TO: Solano County Intercity Transit Consortium
FROM: Brandon Thomson, Senior Transit Mobility Coordinator
RE: State Route (SR) 12 (Jameson Canyon) Route 21 Bus Service Contract Extension with Napa Valley Transportation Authority (NVTa)

Background:

State Route (SR) 12 Jameson Canyon carries approximately 30,000 motorists daily, in either direction, between the southern Napa Valley and the Fairfield/Suisun City areas on a daily basis. Many of the motorists using this segment of SR 12 live in Solano County and work in Napa County.

In January 2006, STA and NVTa conducted a SR 12 Transit Study that identified the opportunity for transit service along this corridor. In 2014, STA, Napa County Transportation and Planning Agency (now Napa Valley Transportation Authority) and Caltrans completed the widening of SR 12 Jameson Canyon from I-80 in Solano to SR 29 in Napa, which provides a safer corridor connecting the two counties. STA and Napa Valley Transportation Authority (NVTa), anticipating improvements to SR 12 Jameson Canyon, co-sponsored a state grant application for bus service along SR 12 Jameson Canyon connecting the counties of Napa and Solano in 2013.

In July 2013, after receiving the Caltrans grant, NVTa, with the concurrence of STA, started operating VINE 21 Express Bus service between the Soscol Gateway Transit Center located in Downtown Napa, the Fairfield Transportation Center, and the Suisun City Train Depot. This included both NVTa and STA providing some matching funds in support of the grant. Prior to 2013, there was no transit service along this corridor.

Discussion:

STA initially provided a local match contribution of \$22,500 in FY 2013-14, and STA's commitment to partially fund this service has continued through the current fiscal year. The financial contribution provided by the STA has increased over the years to keep pace with inflation and rising costs. STA's current funding agreement with NVTa covered FY 2023-24 through FY 2024-25 for an annual amount of \$40,000 annually, and the agreement will expire on June 30, 2025. The NVTa is requesting STA to continue to provide financial match funding for FY 2025-26 and FY 2026-27 at an amount of \$43,000 annually (Attachment A).

Fiscal Impact:

The fiscal impact to STA is \$43,000. State Transit Assistance funds (STAF) have already been set aside as part of the STA's FY 2025-26 and FY 2026-27 Budget.

Recommendation:

Forward a recommendation to the STA TAC and Board to authorize the Executive Director to extend the contract with Napa Valley Transportation Authority (NVTa) for \$43,000 annually for the operation of Route 21 on State Route 12 Jameson Canyon between Cities of Napa, Fairfield, and Suisun City for FY 2025-26 through FY 2026-27.

Attachment:

- A. NVTa Request Letter for Route 21, dated March 10, 2025.



March 10, 2025

Solano Transportation Authority
Brandon Thomson
Transit Mobility Coordinator
1 Harbor Center, Ste 130
Suisun, CA 94585

Dear Brandon Thomson:

I am writing to request a fifth amendment to the Funding Agreement between Solano Transportation Authority and Napa Valley Transportation Authority for the Vine Route 21. This fifth amendment would increase the financial match funding amount from \$40,000 to \$43,000 and extend the term to cover the period July 1, 2025 to June 30, 2027.

A handwritten signature in black ink that reads "Rebecca Schenck". The signature is fluid and cursive, with the first name "Rebecca" and last name "Schenck" clearly distinguishable.

Sincerely,
Rebecca Schenck



DATE: April 21, 2025
TO: Solano County Intercity Transit Consortium
FROM: Daryl Halls, Executive Director
Ron Grassi, Director of Programs
RE: Solano Express Intercity Transit Funding and Cost-Sharing Agreement

Background:

Before 2005, the funding for Solano Express was shared among local jurisdictions through various understandings and informal and year-to-year funding agreements. In Fiscal Year (FY) 2005-06, at the request of Vallejo Transit and Fairfield and Suisun Transit, the STA developed with the transit operators a countywide cost-sharing method that would provide funding stability for the operators of the intercity services and an equitable and predictable cost-sharing formula for the funding partners. A working group was formed, the Intercity Transit Funding Working Group (ITFWG), comprised of representatives from STA, Solano County, and each participating city in Solano County. The first countywide Intercity Transit Funding Agreement was established for FY 2006-07.

Key components of the agreement are the Intercity Cost Sharing Formula, primarily based upon two factors: ridership by residence and population. This shared funding is for the cost of these routes after Farebox and other non-local revenue are considered. Another key element of the agreement is that these routes be regularly monitored so that all the funding partners are aware of their performance. This data helps guide future funding, service planning, and marketing decisions.

In FY 2012-13, a revised Intercity Transit Funding Agreement was approved based on the FY 2009-10 Agreement and was modified so the essential elements of the agreement could stand the test of time and not require annual updates and signatures from all city managers, public works directors and agency attorneys. With the merger of Benicia and Vallejo's transit systems in 2011, Solano County Transit (SolTrans) has replaced those two cities as funding partners.

In January 2023, the City of Suisun City separated from Fairfield and Suisun Transit (FAST) and began running its own Microtransit service with the assistance of STA, thus becoming a Solano Express-represented funding partner.

The variable elements of the agreement, such as the results of the cost-sharing formula, were included as an attachment. The agreement continues in perpetuity, and the STA Board approves the Solano Express operating budget annually.

On October 24, 2023, STA staff and the Intercity Transit Funding Working Group (ITFWG) met to discuss the updated Intercity Funding and Operating Agreement for Solano Express. STA draft has received comments from the City of Fairfield and the City of Vacaville (Attachment A). On November 16, 2023, the Solano Express Intercity Funding and Operating agreement was on the SolTrans Board agenda; however, the SolTrans Board decided to table the item. On November 28, 2023, the Draft Intercity Transit Funding and Operating Agreement was presented to the Solano Express Intercity Transit Consortium as an information item. STA staff presented the draft version of the Intercity Transit Funding and Operating Agreement again to the ITFWG on May 22, 2024.

Discussion:

On December 10, 2024, the STA Board reviewed and approved the Solano Transit 2030 Policy Committee's Final Recommendations to clarify interagency communication and partner roles and responsibilities. The updated Solano Express Intercity Funding and Cost-Sharing Agreement aligns with the Solano Transit 2030 Policy Recommendations. On January 16, 2025, the SolTrans Board provided direction to the SolTrans Staff, which can be found in Attachment A. STA has incorporated the SolTrans Board recommendations in the updated Intercity Funding and Cost-Sharing Agreement. The Agreement was presented to the January 28, 2025, Intercity Transit Funding Working Group, where SolTrans Staff provided additional comments. The additional comments are also included in the updated Intercity Funding and Cost-Sharing Agreement in Attachment B.

On February 25, 2025, this item was presented to the Solano County Intercity Transit Consortium. Daryl Halls presented the item and highlighted amendments incorporated from the cities of Vacaville, Fairfield, and the SolTrans Board.

Kristina Botsford reviewed the agreement again and said she had drafted changes to be reviewed by SolTrans' Executive Director and Legal Counsel before submitting it to STA. Ron Grassi explained that the identified SolTrans concerns raised at the Intercity Working Group meeting on January 28, 2025, were incorporated into the agreement (Attachment B of the staff report).

Kristina Botsford (SolTrans) motioned this item to be moved to the March 25th Consortium Agenda. On a motion by Sanjay Mishra (City of Fairfield) and a second by Nouae Vue (City of Suisun City), the Solano County Intercity Working Group voted to move this item to the March 25th Consortium meeting. (9 Ayes)

On March 25, 2025, Daryl Halls presented the Solano Express Intercity Transit Funding and Cost-Sharing Agreement. He reminded the Consortium members that the agreement is crucial for the program's funding and emphasized the need for a funding agreement for the funding of the service to continue. He added that if this goes to the STA Board for adoption at their meeting on April 9, 2025, this guarantees funding from all the funding partners for FY 2025-26.

Beth Kranda commented that they (SolTrans) are in the middle of their COA and the agreement has not yet gone to the SolTrans Board. She did not want to recommend forwarding the agreement due to her main concern of being held accountable for schedules and service changes that will likely be occurring in which the funding partners may not agree to. Lori DaMassa commented that this Committee should be following the Transit 2030 Policy recommendations approved by the STA Board.

Daryl Halls noted that the funding agreement will be needed prior to SolTrans claiming the funding for the FY 2025-26 Solano Express service. Beth Kranda indicated that she understood the funding agreement is needed. Daryl Halls requested that SolTrans provide language pertaining to services outlined in the agreement. After more discussion, the group agreed to table this item until the next month's meeting of the Consortium on April 29, 2025.

The Intercity Funding and Cost Sharing agreement has language incorporated to address concerns over schedule and/or service changes. On page 19 of the agreement (Attachment B), under section V. Route, Schedule, Service Areas the agreement states that changes to vehicle revenue hours and bus stops shall be presented to the Intercity Funding Working Group (ITFWG), Transit Consortium, and STA TAC for consideration and approval by the STA Board prior to implementation.

At this point, the recommendation is to forward a recommendation to the STA TAC and Board to approve the updated Solano Express Intercity Funding and Cost-Sharing Agreement, as found in Attachment B. The agreement is required to provide Solano Express Funding for FY 2025-26.

Fiscal Impact:

The Solano Express budget of \$10.3 Million for FY 2024-25 was approved by the STA Board on July 10, 2024, based on 45,000 annual service hours at \$229 per revenue hour. Funding is provided through TDA contributions from partner agencies, Regional Measure 2, Regional Measure 3, and American Rescue Plan Act funds. State Transit Assistance funds are being held in contingency by STA for FY 2025-26 and future years to replace federal ARPA funds.

Recommendation:

Forward a recommendation to the STA TAC and Board to approve the updated Solano Express Intercity Funding and Cost-Sharing Agreement as shown in Attachment B.

Attachments:

- A. Initial Comments Received from Transit Operators FY 2023-24
- B. Updated Draft Intercity Funding and Cost Sharing Agreement (Solano Express)

THIS PAGE INTENTIONALLY LEFT BLANK.

INITIAL COMMENTS RECEIVED FROM TRANSIT OPERATORS - Fiscal Year (FY) 2023-24

Agency	Agreement Page Number	Comment	Resolution
FAST	PG. 1	Policy questions needing further discussion: I think we need to discuss if STA should be a formal partner for operations (versus just capital). Need to also discuss STA's role versus other contract party/contributor responsibilities.	Discussed by 2030 Policy Committee and STA Board.
FAST	PG. 1	Why wouldn't the cities of Benicia and Vallejo be party to this agreement since their Mayors serve on the STA Board and the TDA is technically still their city's funding?	Good question. SolTrans currently represents Benicia and Vallejo on the committee. Another option would be to for Benicia and Vallejo to represent themselves
FAST	PG. 1	I believe the SolTrans and STA JPAs are in conflict.....this needs to be resolved as part of this agreement.	Do not concur, STA has reviewed both JPAs and see no conflict. Please clarify how they are in conflict.
FAST	PG. 2	Policy question: this a good time to be presented with/discuss other options that may be available.	The methodology was developed at an ITFWG and subsequently adopted by the STA Board. This can be revisited.
FAST	PG. 2	Need to clarify with more details here so the full story is told and understood.	Do you have language that should be considered?
FAST	PG. 2	Even if there has not been a formal agreement, this section should address the fact that ST was authorized to run the Blue Line by the STA Board and the current service outlined.	Need clarification on the point being made, please explain.
FAST	PG. 2	Policy question: This is a good opportunity to discuss STAF population basedI don't believe the RM2 and RM3 funds are awarded to STA?	RM2 and RM3 was obtained by STA and is included in the Funding agreement that is being updated with this document. STAF Population base will be discussed at a future meeting. STA has reserved STAF Populations funds to replace the Federal ARPA funds in future years to sustain Solano Express operations.
FAST	PG. 2	Multi-year is fine but no more than five years, otherwise the agreement is out of date.....even multi-year agreements need to be reviewed and updated within a set period of time so all partners have an opportunity to revisit terms.	The draft agreement provides a one year agreement with option years to renew, subject to approval by the funding partners. This is revisited every year.
FAST	PG. 2	Who is "funding partners" referencing? This should be explicit and not assumed. Who else is contributing?	City of Dixon, City of Fairfield, City of Suisun City, City of Vacaville, County of Solano, SolTrans, STA, and MTC.

FAST	PG. 3	What was the rationale for this? The whole purpose of two years of SE operator change was because STA insisted a one-operator system made the most sense and would provide cost and service efficiencies? Why are multiple operators now being added/considered when the same driver/cost issues have not changed?	One cannot predict the future but should be flexible enough to evaluate options based on a changing landscape.
FAST	PG. 3	Policy question.....need to discuss how to cap subsidy; need to quantify how many revenue hours a contributor's contribution covers and let each partner decide what routes they wish to fund for service.	Concur with capping the subsidy given in each year. The revenue hours are an item to be discussed by the ITFWG, Consortium, STA TAC, and STA Board.
FAST	PG. 3	Marketing funds need to be managed by the SE operator.	The current Solano Express operator markets Solano Express. STA Promotes Solano Express, WETA, Capitol Corridor, local transit operators, and offers incentives such as the Guaranteed Ride Program when Solano Express does not show up.
FAST	PG. 3	For easy partner reference, the current evaluation criteria as to how many, how much should be addressed during the term of the agreement	The budget is included on Pg. 16
FAST	PG. 5	For what period? This should be spelled out for clarity.	FY 2023-24, and future years in concurrence with funding partners
FAST	PG. 5	Policy question: Is this the best way in the current transit environment? How do others in the Bay Area/nationally allocate costs?	This model is based on the NTD's recommended approach for allocating transit costs by vehicle hours, vehicle miles, and peak vehicles. Do you have an alternative method that you would like to propose?
FAST	PG. 6	Is this idea being brought back? Eliminated in 2018 by STA.	Based on the need to reconcile, the process is still needed. SolTrans has provided this data in the past.
FAST	PG. 6	Consortium and not TAC should be direct line to STA Board including the STA Board receiving Consortium minutes. Consortium have the subject matter experts, not Consortium.	Is this position of the City of Fairfield? We would support STA Consortium meeting minutes going to the STA Board, but not bypassing the STA TAC, which includes representation from public works directors that are responsible for transit services within their cities.
FAST	PG. 8	This gives the funding partners limited say.	We disagree as the funding partners participate in the ITFWG and the Consortium to review and approve performance measures, operating budget, and funding commitments on an annual basis.
FAST	PG. 9	This gives STA all the power which is not how funding and operating partnerships work.	STA Board is the policy board for Solano Express and all funding partners are represented by their Board Members

City Coach	PG. 5	Page 5. Ridership Survey-The agreement states that the survey will be conducted by STA. Is it possible to have it state that it will be conducted by STA and the ITFWG? All funding partners should have the ability to be part of the process	Concur, and will update to reflect comment.
City Coach	PG. 6	Page 6. Cost Estimates and Actual Costs-The reconciliation process is concerning. Funding partners expect to contribute the amount budgeted for the Fiscal Year. The reconciliation process doesn't allow us to stick to that budget. Could there be a not-to-exceed amount instead of an open-ended reconciliation? Also, this doesn't layout the approval process for any additional funds that exceed the original budget.	We concur and we agree that there should be a do not exceed amount.
City Coach	PG. 7	Page 7. Role and Responsibility of the ITFWG-This is very vague. I think this should include more details on what the actual roles and responsibilities are. For example, how often the ITFWG meets.	Currently, it meets a minimum once a year to approve the operating budget, service plan. We could meet once a quarter to review the system's performance; if there is interest from parties.
City Coach	PG. 7	Page 7. Term of Agreement-According to this agreement it can be amended/modified only with written consent of STA and the Parties. However, the term of agreement is written more loosely. It states that it can be renewed but isn't clear who must agree, nor does it state the process for a renewal	It will renew if all participating funding agencies agree.
City Coach	PG. 9	Page 9. Authority of STA-I think this should be a collaborative process. I would like for the ITFWG to discuss this item.	It is a collaborative process.ITFWG meets and provides a recommendation to the Solano Express Intercity Transit Consortium, STA TAC, and STA Policy Board. Individual ITFWG make recommendations back to their perspective policy boards regarding their individual funding level commitments to Solano Express. We can discuss further.

City Coach	PG. 19	<p>Page 19. Scope of Work, Telephone Information Service-Is it possible to spell out the expectation of the level of customer service? If the expectation is that a live person will be available, I think that should be stated. The way it is written leaves it open for interpretation. Also, can the processes and standards for responses to service requests, complaints, and inquiries be included in the agreement? The agreement just states that they will be mutually established by the operator(s) and STA. The ITFWG should agree to the processes and standards.</p>	<p>Concur, currently Customer service hours, operated by SolTrans are 8:00 am to 6:00 pm, Monday through Friday.</p>
City Coach	Pg. 22	<p>Page 22. Performance Measure-Can you tell me how these performance standards were determined? Also, is it possible to have performance standards by route? This looks like they are set systemwide.</p>	<p>These were developed by the ITFWG in previous years, RM2, and State of California. It is possible to have them by route and yes the current benchmarks are systemwide.</p>

January 16, 2025

Intercity Transit Funding Agreement

For: SolTrans Board of Directors



Presented by: Beth Kranda
Executive Director

DATE AND TERM OF THE AGREEMENT

DRAFT: Part IV, Section 1	Key Considerations	Staff Recommendation
Draft proposes the agreement to be “effective immediately” and continues through fiscal year 2026 (though fiscal year is not defined).	Language is problematic since we are already mid fiscal year.	Staff’s recommendation is that the new agreement be effective July 1, 2025 and fiscal year be defined.

APPLICATION OF THE INTERCITY TRANSIT COST SHARING FORMULA

DRAFT: Part III, Section K	Key Considerations	Staff Recommendation
Draft states the cost sharing calculations shall go to the ITFWG, Transit Consortium and the TAC by May and approved by STA no later than June	This timeline conflicts with current SolTrans process which is as follows: <ul style="list-style-type: none">• A 10-year forecast/budget goes to ST Board in March.• The 1-year budget draft goes to ST Board in April with the final budget to ST Board in May. Presumably, all other funding partners operate on a similar budget calendar.	Staff's recommendation is that the timeline be adjusted to align with standard budgeting practices.

ROLE AND RESPONSIBILITY OF ITFWG

DRAFT: Part III, Section M	Key Considerations	Staff Recommendation
<p>Draft states all proposed fare and service changes shall be presented by the Intercity Transit Operators to the ITFWG, Transit Consortium, TAC and approved by the STA Board at least ninety (90) days prior to implementation and in sufficient time for the ITFWG's consideration.</p>	<p>SolTrans' contract with Transdev includes a trigger for negotiation on contract rates if service is decreased by 15% from what was included in the original RFP. Operational changes take 130 -180 days to process and must adhere to Drivers bidding process which occurs in July, November and March to go into effect in August, December and April.</p>	<p>Staff's recommendation is that the language be changed to reflect operational constraints.</p>

TIMELINE OF TERMINATION

DRAFT: Part IV, Section 7	Key Considerations	Staff Recommendation
<p>Draft states any Individual party may terminate the agreement upon 180 calendar days written notice.</p>	<p>SolTrans has a long-term contract with Transdev, currently expiring in 2026 then moving into 5-year option, and early termination would have penalties/fines.</p> <p>SolTrans also has other long-term contracts for fuel, maintenance, IT, security, planning, usually on a fiscal year basis.</p> <p>If our service with Transdev increases by more than 25% or decreases by 15% this will trigger a new negotiation on contract rates.</p>	<p>Staff's recommendation is that termination coincide with the end of fiscal year.</p>

Staff requires your direction.

ATTACHMENT C

**INTERCITY TRANSIT FUNDING AND COST SHARING AGREEMENT
(SOLANO EXPRESS) BY AND AMONG
THE SOLANO TRANSPORTATION AUTHORITY, THE COUNTY OF SOLANO,
THE SOLANO COUNTY TRANSIT, THE CITY OF DIXON, THE CITY OF
FAIRFIELD, THE CITY OF SUISUN CITY, AND
THE CITY OF VACAVILLE**

THIS AGREEMENT (“Agreement”) is made and entered into as of this **1st day of July, 2025**, by and among the SOLANO TRANSPORTATION AUTHORITY, a joint powers entity organized under Government Code section 6500 et seq., and the Congestion Management Agency (CMA) and the County Transportation Authority (CTA) for Solano County, hereinafter referred to as “**STA**”, and the governmental entities in Solano County providing intercity transit services to the citizens of Solano County: to wit:

THE COUNTY OF SOLANO (“**County**”), a political subdivision of the State of California; SOLANO COUNTY TRANSIT (“**SolTrans**”), a joint powers entity organized under Government Code section 6500 et seq.; and FOUR MUNICIPAL CORPORATIONS (“**Cities**”) in Solano County:

The City of Dixon,
The City of Fairfield,
The City of Suisun City, and
The City of Vacaville

Unless specifically identified, the various public agencies herein may be commonly referred to as the “**Parties**” or “**County, City, and Cities**” or “**Jurisdictions**” or “**Intercity Transit Operators**” as the context may require.

RECITALS

WHEREAS, STA is authorized by Public Utilities Code § 180152 to enter into agreements to provide public transport services and has historically exercised that authority with respect to intercity transit routes and paratransit services; and

WHEREAS, this Agreement establishes certain goals and principles for Intercity Transit Activities in Solano County; and

WHEREAS, the provision of transit services throughout Solano County has been developed on a jurisdiction-by-jurisdiction basis and, as a result, the provision of intercity transit services to the citizens of Solano County may be enhanced by the improved coordination of transit routes and other issues among the transit providers. Further, funding of transit services is a complex process which has been partially remedied by coordination of certain transit funds (including Transportation Development Act (TDA) Funds, State Transit Assistance Funds (STAF), Regional Measure 2 and Regional Measure 3) through the STA for approval by the Metropolitan Transportation Commission (MTC); and

WHEREAS, STA has sponsored, and the County and Cities have joined and participated in, the Intercity Transit Funding Working Group (“ITFWG”) which is comprised of representatives that are Parties to this Agreement; and

WHEREAS, STA’s I-80/I-680/I-780 Transit Corridor Study completed in 2004 identified seven intercity bus routes in Solano County, all of which are subsidized by more than one jurisdiction; and

WHEREAS, the Parties agreed to a cost-sharing methodology and funding for these routes beginning in 2006; and

WHEREAS, in 2018 STA finalized the Intercity Corridor Study (Solano Express) and approved the transition from seven (7) routes to four (4) color system: Blue, Green, Red, and Yellow; and

WHEREAS, STA’s Comprehensive Transportation Plan (CTP) for Solano County plans, directs, and prioritizes the transportation needs of Solano County, and incorporates various STA studies and plans into a 25-year planning document, and the Solano CTP 2040 was completed in June 2020; and

WHEREAS, STA, Solano County, the incorporated cities in Solano County providing transit services (Dixon, Fairfield, Suisun City, and Vacaville), and SolTrans have previously commenced, and have agreed to fund, express transit services as part of this Intercity Transit Funding and Cost Sharing Agreement including express route transit service provided by SolTrans between Vallejo, Benicia and Walnut Creek BART station and return (collectively, “SERVICES”). The Solano Express routes are defined as the Yellow Line serving Vallejo, Benicia, Concord, and Walnut Creek BART; the Red Line serving Fairfield, Suisun City, Vallejo, and El Cerrito del Norte BART, which was expanded to include servicing San Francisco under Route 82; the Green Line serving Fairfield, Suisun City, and El Cerrito del Norte BART; and the Blue Line serving the I-80 corridor from UC Davis to Walnut Creek BART, serving the communities of UC Davis, Dixon, Vacaville, Fairfield, and Benicia, and a matrix of presently existing Intercity Transit Routes and the service areas covered by this Agreement is outlined in **Attachment A**; and

WHEREAS, STA’s coordination of the annual multi-agency TDA matrix, the STAF project funding for the county, Regional Measure 2 (RM 2), and Regional Measure 3 (RM 3) funding has clarified and simplified the funding claims process locally and regionally; and

WHEREAS, continuing to have a coordinated multi-year, multi-agency funding strategy with predictability and some flexibility would help to continue to stabilize intercity transit service funding in Solano County; and

WHEREAS, the Solano County Intercity Transit Operators and other funding partners participated in the aforementioned ITFWG which has, since its inception, met at least annually to review and refine data and funding formula, and to develop core concepts to guide the coordination and funding of intercity transit operations in the future.

AGREEMENT

NOW, THEREFORE, STA, the County, SolTrans (representing the cities of Benicia and Vallejo) and the Cities of Dixon, Fairfield, Suisun City, and Vacaville in consideration of the mutual promises herein, agree as follows:

Part I

Transit Coordination and Guiding Principles

Principle 1:

To provide certainty to Intercity Transit Operators and funding partners, and to establish a consistent method and an agreement for sharing subsidies for all intercity transit routes by Solano Intercity Transit Operators based on a consensus of the participating jurisdictions.

Principle 2:

To focus limited financial resources and deliver productive, connective, and reliable intercity transit service and to develop a cost effective and affordable intercity route structure that will: 1) be implemented with the agreed upon subsidy sharing agreement; 2) meet the policy/coverage requirements agreed upon; and 3) be marketed jointly.

Principle 3:

To develop strategies to consistently evaluate, modify, and market intercity transit services with the implementation of this Agreement.

Principle 4:

To comply with all local, state, and federal rules and regulations, including Title VI.

Part II

Service Plan Review

In 2006, the Parties initially developed a set of criteria for evaluating intercity transit routes and service plans in order to provide consistency of analysis and a comprehensive, common, and uniform methodology for such evaluations:

1. Service Productivity Measures:
 - Passengers per revenue hour.
 - Passengers per trip.
 - Passengers per revenue mile.
2. Cost Efficiency Measures:
 - Cost per vehicle revenue hour.
 - Cost per vehicle revenue mile.
3. Cost Effectiveness Measures:
 - Cost per passenger trip.
 - Farebox Recovery Ratio.

4. Policy/Coverage Requirements:

- Provides connectivity between cities.
- Provides regional transit connections.
- Meets unmet transit needs.
- Minimize stops in each city.
- Is user friendly.

The Solano Express Performance Benchmarks were initially developed in fiscal year (FY) 2012-13 and updated in October 2016 in order to better monitor and evaluate the consolidated seven routes system into initially a four-route system and with the addition of Route 82 now a five-route system known as Solano Express and will specify the metrics and performance standards against which actual performance of the Intercity Routes will be measured.

Part III

Intercity Transit Funding and Cost Sharing Agreement

A. Included Intercity Transit Routes/ Intercity Transit Route Definition

To be included in this Agreement, a route must meet all five of the following criteria:

1. Operates between two cities; and
2. Has a monthly ridership of at least 2,000; and
3. Operates at least five (5) days per week; and
4. Has been operating for at least a year and is not scheduled for deletion within the fiscal year; and
5. Maintains service that meets at least one of the performance standards identified in the Coordinated Short Range Transit Plan (SRTP) with regards to service productivity, cost efficiency, and cost effectiveness.

B. Baseline Cost Data Source

Annually each Intercity Transit Operator shall prepare a baseline cost estimate. The baseline cost estimate for the fiscal year shall be based on the Intercity Transit Operators' preliminary budget for that fiscal year prepared in the Spring preceding the start of the fiscal year. The preliminary budget estimate shall include unit cost or line-item cost escalation (as appropriate), cost changes due to service changes (e.g., changes to service hours), changes due to contract changes and estimates of allocated overhead costs by mode. The preliminary budget estimate shall include a comparison to the most recent audited year's actual expenses and revenues, and estimated budget vs. actual expenses and revenues for the preceding and any unaudited fiscal years.

The baseline cost estimate shall be submitted with the Intercity Transit Operators' completed three variable cost allocation model that includes an estimate of fares by route and other subsidies by route. Sources for other subsidies shall be identified in the cost allocation model or by another means to make clear the amounts and sources of other subsidies.

C. Mid-Year Budget or Cost Changes

Each Intercity Transit Operator shall report to the ITFWG and Solano Express Intercity

Transit Consortium (“**Transit Consortium**”) variances from the planned/budgeted costs and revenues for each intercity transit route no later than February 1st of each year. Budget variances and changes in subsidy requirements shall be considered by the ITFWG and Transit Consortium.

D. Baseline Data Definitions

The definitions for revenue service miles, and revenue service hours, ~~and peak vehicles~~ as used for the cost allocation model shall follow the definitions provided by the National Transit Database (NTD) and shall be consistent with the NTD data reported by the Intercity Transit Operators. In the event that routes are interlined, peak vehicles shall be allocated by the proportion of the peak period operated by each intercity transit bus. In any case, the total peak vehicles used in the cost allocation model shall not exceed the total peak fleet reported in NTD.

Formatted: Not Expanded by / Condensed by

Formatted: Allow hanging punctuation

E. Cost Allocation Model

The ITFWG has agreed to use a three variable cost model for allocating intercity transit costs by route. This model is based on the NTD’s recommended approach for allocating transit costs by vehicle hours, and vehicle miles, ~~and peak vehicles~~. The ITFWG uses this model to assign intercity transit costs by route. The results of the cost model form the basis for allocating subsidies to each jurisdiction. Each Intercity Transit Operator shall input data into the model and the models shall be submitted to STA and each jurisdiction for further use and review.

F. Net Costs to be Shared

The net cost of each intercity transit route is the total cost of the route minus farebox revenue, RM 2 and RM 3 funds, STAF, FTA, and other non-TDA operating funds that are applied to the route.

G. Ridership Survey Data

On-board ridership surveys have been taken periodically since 2006 to provide the ITFWG with data regarding the number of riders by jurisdiction of residence by intercity route. This data is assembled for use in establishing the cost sharing formula set forth in this Agreement. The on-board survey will be conducted periodically and no less frequently than every three (3) years by STA for purposes of updating the ridership information in this Agreement. The last Solano Express Ridership Survey was completed during the Spring of 2022 and subsequently adopted by the STA Board in October 2022. The Ridership Survey update was completed as scheduled for 2024 and will be provided to the ITFWG in preparation for fiscal year 2025-26. The next Ridership Survey will be scheduled in 2026.

H. Population Data

City and County Unincorporated population data for Solano County shall be obtained from the most current publication of the State of California Department of Finance E-4 Population Estimates for Cities, Counties and State. This information shall be updated and incorporated into this Agreement’s cost sharing formula annually.

I. Intercity Transit Cost Sharing Formula

Intercity transit costs shall be shared among the jurisdictions based upon an agreed upon formula whereby the net cost of each route is further reduced by the County Unincorporated Area's agreed upon proportionate share for each route, up to an agreed upon maximum for the County share. The County share is negotiated annually and is based on either the proportion of the County's population share of the net subsidy required, or by increasing the prior year County share by the Consumer Price Index. The resulting net cost is shared twenty percent (20%) by population share and 80% by ridership by jurisdiction of residence. The subsidy amounts provided by each jurisdiction will be included in the annual TDA matrix prepared by STA and submitted to MTC.

J. Cost Estimates and Actual Costs -- Year End Reconciliation

The baseline cost information used in the cost allocation model is based on preliminary budget information for the next fiscal year. As such, the costs are estimates only and are subject to change.

1. After annual audited financial statements are presented to and/or approved by the Intercity Transit Operators' governing body, transit operator staff will update the data in the Cost Allocation Model ("CAM") for the audited fiscal year. Updated actual cost, revenue (fares and other revenue), hours, miles, and peak vehicle data shall be included in the cost allocation model, consistent with the data reported to NTD.

2. Using results of the CAM populated with actual audited data, STA will recalculate the subsidy shares owed by each jurisdiction for the fiscal year and compare the amounts to the amounts paid according to the cost sharing formula in the Agreement.

3. Differences between the planned/budgeted subsidies included in the Agreement and the actual subsidy requirements based on audited data will be identified and a "true-up" will be performed. Subsidy surpluses (overpayments by a jurisdiction for its formula share of intercity transit services) and deficits (underpayments by a jurisdiction for its formula share of intercity transit services) will be applied to the subsequent year's amount due for intercity transit services. Based on the availability of audited data after the close of a fiscal year, there will be a two-year lag for applying actual results for a given fiscal year to the subsidy shares for the upcoming budget year. That is, reconciliation for Year 1 (for example, Fiscal Year 2023-24) will be applied to the subsidy shares due for Year 3 (for example, Fiscal Year 2025-26). The Parties intend to begin this reconciliation process with FY 2022-23, which will inform the amount to be contributed by each Party in FY 2024-25.

K. Application of the Intercity Transit Cost Sharing Formula

The Intercity Transit Operator shall provide the actual mid-year cost for the current fiscal year and the estimated cost for the forthcoming fiscal year no later than March 15th. The intercity transit cost sharing formula shall be calculated and the results presented to the ITFWG, Transit Consortium, and Technical Advisory Committee ("TAC") no later than ~~May~~April annually, unless a different date is agreed-to by the parties to this Agreement. The results of these calculations are shown in Attachment A to this Agreement. Attachment A shall be modified administratively and recommendation of the ITFWG will be presented to the Transit

Consortium and TAC for consideration and approved by a vote of the STA Board no later than ~~June~~May each year.

L. Reporting

The Intercity Transit Operators shall report at least quarterly to the STA and ITFWG the following information by intercity route in accordance with the established benchmarks:

- Budget vs. actual cost for the quarter;
- Budget vs. actual cost per revenue service hour for the quarter;
- Budget vs. actual fares for the quarter;
- Ridership;
- Service hours;
- Missed trips by route;
- Missed stops by route;
- Service design;
- Service productivity;
- Cost efficiency; and
- Cost effectiveness.

M. Role and Responsibility of the ITFWG

Recognizing that seven of eight local jurisdictions within Solano County participate in funding intercity transit routes, all proposed fare and service changes shall be presented by the Intercity Transit Operators to the ITFWG, Transit Consortium, TAC and approved by the STA Board at least ~~ninety-one hundred eighty~~ (90)180 days prior to implementation and in sufficient time for the ITFWG's consideration. All participating jurisdictions are responsible for participating in the ITFWG and for meeting their financial obligations under this Agreement.

Part IV

General Terms and Conditions

1. Term of Agreement

This Agreement is effective as of the date written above and shall continue through fiscal year ~~2025-2026~~, with an option to renew, unless it is terminated or modified in writing with approval by the STA Board and a majority of the other signatories representing a majority of the population of Solano County.

2. Method for Claims

All funding claims for TDA, STAF, or RM 2 and RM 3 funds for intercity transit services identified under this Agreement shall be made by the eligible Parties to MTC and shall be consistent with the annual funding matrix prepared by STA in coordination with the Parties. As required under current policy, TDA claims must be approved by the STA Paratransit Coordinating Council (PCC), Transit Consortium, TAC, and STA Board prior to approval by MTC.

3. Independent Contractors

STA shall perform this Agreement as an independent contractor. STA shall, at its own risk and expense, determine the method and manner by which duties imposed on STA by this Agreement shall be performed; provided however that the County and Cities may monitor the work performed by STA. For projects or studies undertaken pursuant to this Agreement by the County or any of the Cities, said County or City shall perform this Agreement as an independent contractor. Said County or City shall, at its own risk and expense, determine the method and manner by which duties imposed on them by this Agreement shall be performed; provided however, that the other Parties may monitor the work performed by said County or City.

4. Transit Services

STA contracts with Intercity Transit Operators to provide any and all labor, equipment, tools, fuel, material, management, data management, financial services, and operations services related to and necessary for implementation and operation of said SERVICES upon the terms and conditions set forth. Intercity Transit Operators shall provide the SERVICES pursuant to the provisions set forth in the attached exhibits which are incorporated into this Agreement as though set forth in full:

Exhibit A: (Scope of Services)

Exhibit B: (Routes, Schedule and Fares for Service)

Exhibit C: (Performance Measures)

5. Indemnification

The Parties and STA shall defend, indemnify and hold harmless each other and their respective officers, agents, employees, or subcontractors from any claim, loss or liability, including, without limitation, those for personal injury (including death) or damage to property, arising out of or connected with any aspect of the performance by any of the Parties or STA, or their respective officers, agents, employees, or subcontractors of activities required under this Agreement, and any fees and/or costs reasonably incurred by the staff attorneys or contract attorneys of the Party(ies) to be indemnified, and any and all costs, fees and expenses incurred in enforcing this provision.

6. Insurance

During the term of this Agreement, Intercity Transit Operators shall ensure their contractor maintains insurance coverage and lists STA and SolTrans as additional insured at least as broad as:

- Commercial General Liability Insurance
- Automobile Liability Insurance
- Workers' Compensation insurance

Minimum Limits of Insurance:

(1)	General Liability: (Including operations,	\$10,000,000	per occurrence for bodily injury, personal injury, and property damage. If Commercial General Liability insurance or other form with a general
-----	--	--------------	--

	products and completed operations.)		aggregate limit is used, either the general aggregate limit shall apply separately to this project/location or the general aggregate limit shall be twice the required occurrence limit.
(2)	Automobile Liability:	\$10,000,000	per accident for bodily injury and property damage.
(3)	Workers' Compensation:	As required by the State of California.	

The endorsements should be on forms provided by the STA or on other than the STA's forms, provided those endorsements or policies conform to the requirements stated in this clause. All certificates and endorsements must be received and approved by the STA. STA reserves the right to require complete, certified copies of all required insurance policies, including endorsements effecting coverage required by these specifications.

Formatted: Font: 12 pt

7. Termination

Any individual Party may terminate this Agreement at the end of the fiscal year for the future fiscal year upon ~~one hundred eighty (180) calendar days~~ thirty (30) days written notice to the Parties. Request for termination of the Agreement is to come from the policy board of the agency requesting termination of their participation in the Agreement. ~~The Party will provide the other Parties with thirty (30) days' notice prior to taking action to request termination of their participation in this Agreement. The Agreement or participation in the Agreement may be terminated only for the future fiscal year.~~

Formatted: Body Text Char, Font: 11 pt, Not Expanded by / Condensed by

8. Authority of STA

STA, following consultation with Parties, shall decide all questions which may arise as to the quality or acceptability of work performed and as to the manner of performance of the work performed and all questions as to the acceptable fulfillment of this Agreement on the part of Parties.

STA reserves the right to assign its responsibilities under Agreement to a successor governmental entity for the provision of the public transportation services herein addressed. Unless otherwise agreed, such assignment shall constitute a complete novation between STA and Parties and receipt by Parties from STA of sums then due and payable for services rendered pursuant to Agreement prior to assignment shall constitute a complete accord and satisfaction as between STA and Parties.

9. No Waiver

The waiver by any Party of any breach or violation of any requirement of this Agreement shall not be deemed to be a waiver of any such breach in the future, or of the breach of any other requirement of this Agreement.

10. Notices

All notices required or authorized by this Agreement shall be in writing and shall be delivered in person, by e-mail, or by deposit in the United States mail, by certified mail, postage prepaid, return- receipt requested. Any mailed notice, demand, request, consent, approval, or communication that a Party desires to give to the other Parties shall be addressed to the other Parties at the addresses set forth below. A Party may change its address by notifying the other Parties of the change of address. Any notice sent by mail in the manner prescribed by this paragraph shall be deemed to have been received on the date noted on the return receipt or five (5) days following the date of deposit, whichever is earlier.

CITY OF DIXON

Louren Kotow
Public Works Director
600 East A Street
Dixon, CA 945620
lkotow@cityofdixon.us

CITY OF SUISUN CITY

Nouae Vue
Public Works Director
701 Civic Center Boulevard
Suisun City, CA 94585
bprebula@suisun.com

COUNTY OF SOLANO

Matt Tuggle
Engineering Manager
675 Texas Street, Suite 5500
Fairfield, CA 94533
mrtuggle@solanocounty.com

SOLANO TRANSPORTATION AUTHORITY

Daryl K. Halls
Executive Director
423 Main Street
Suisun City, CA 94585
dkhalls@sta.ca.gov

CITY OF FAIRFIELD

Sanjay Mishra
Public Works Director
1000 Webster Street
Fairfield, CA 94533
smishra@fairfield.ca.gov

CITY OF VACAVILLE

Brian McLean
Public Works Director
650 Merchant Street
Vacaville, CA 95688
brian.mclean@cityofvacaville.com

SOLANO COUNTY TRANSIT

Beth Kranda
Executive Director
311 Sacramento Street
Vallejo, CA 94590
beth@soltransride.com

11. Subcontracts

Within the funds allocated to the Parties under this Agreement. All Parties are hereby given the authority to contract for any and all of the tasks necessary to undertake the projects or studies contemplated by this Agreement.

12. Amendment/Modification

Except as specifically provided herein, this Agreement may be modified or amended only in writing and with the prior written consent of STA and the Parties.

13. Interpretation

Each Party has reviewed this Agreement, and any question of doubtful interpretation shall not be resolved by any rule or interpretation providing for interpretation against the drafting Party. This Agreement shall be construed as if all Parties drafted it. The headings used herein are for convenience only and shall not affect the meaning or interpretation of this Agreement. The terms of the Agreement are set out in the text under the headings. This Agreement shall be governed by the laws of the State of California.

14. Disputes and Dispute Resolution

If a dispute should arise between some or all of the Parties to this Agreement relative to the performance and/or enforcement of any provision of this Agreement, the dispute shall first be considered by the ITFWG. A recommended resolution based on the deliberations of the ITFWG will be presented to the Transit Consortium and TAC for their consideration. Final resolution of disputes will be determined by the STA Board of Directors following consideration of the Transit Consortium and TAC.

15. STA's Remedies on Breach

It is understood and agreed that in the event the Intercity Transit Operators do not perform the SERVICES in the manner required by the terms of this Agreement, then, in addition to all other remedies, penalties and damages provided by law, STA may provide such SERVICES and deduct the cost of doing so from the fund sources contemplated by this Agreement, including TDA amounts or historical funding shares claimed, due, or to become due to the Intercity Transit Operators.

16. Status of Parties

Parties shall be independent contractors and neither Parties nor any of its employees, agents or volunteers shall be employees of STA for any purpose related to this Agreement. This Agreement is by and between independent contractors and is not intended to and shall not be construed to create the relationship of agent, servant, employee, partnership, joint venture, or any type of association between and among the Parties.

17. Permits to Operate

At its sole cost and expense, Intercity Transit Operators shall obtain any and all permits, licenses, certifications, or entitlements to operate as are now or hereafter required by the State of California or any federal agency to enable Intercity Transit Operators to perform the SERVICES, and shall provide copies of all such entitlements to STA when received by Intercity Transit Operators. STA and Intercity Transit Operators shall cooperate and share equally in the cost and expense and process for obtaining any and all permits, licenses, certifications or entitlements required by any local agency for the provision of the SERVICES.

18. Severability

If any provision of this Agreement, or any portion thereof is found by any court of competent jurisdiction to be unenforceable or invalid for any reason, such provision shall be severable and shall not in any way impair the enforceability of any other provision of this Agreement.

19. Local Law Compliance

The Parties shall observe and comply with all applicable Federal, State, and local laws, ordinances, and Codes.

20. Non-Discrimination Clause

a) During the performance of this Agreement, the Parties and their subcontractors shall not deny the benefits thereof to any person on the basis of race, religion, color, ethnic group identification, national origin, ancestry, physical handicap, mental disability, medical condition, marital status, age, sex or sexual orientation, nor shall they discriminate unlawfully against any employee or applicant for employment because of race, religion, color, ethnic group identification, national origin, ancestry, physical handicap, mental disability, medical condition, marital status, age, sex or sexual orientation. STA shall ensure that the evaluation and treatment of employees and applicants for employment are free of such discrimination.

b) The Parties shall comply with the provisions of the Fair Employment and Housing Act (Government Code section 12900. et seq.), the regulations promulgated thereunder (Title 2, California Code of Regulations, section 7285.0, et seq.), the provisions of Article 9.5, Chapter I, Part I, Division 3, Title 2 of the Government Code (sections 11135-1139.5) and any state or local regulations adopted to implement any of the foregoing as such statutes and regulations may be amended from time to time.

21. Force Majeure

Parties shall not be held responsible for/losses, delays, failure to perform, or excess costs caused by unforeseeable events beyond the control of Parties. Such events may include, but are not restricted to, the following: Acts of God, fire, epidemics, pandemic, quarantine, stay-at-home or shelter in place orders and unforeseen modification to those orders, earthquake, flood, or other natural disaster; riots, strike, war, and unavailability of fuel.

If the performance of this Agreement, or of any obligations hereunder, is prevented, restricted or interfered with by reason of natural disaster, war, civil disturbance, labor dispute or other cause beyond Parties' reasonable control, Parties, upon giving prompt notice to STA, shall be excused from such performance on a day-to-day basis to the extent of such prevention, restriction, or interference and STA shall likewise be excused from performance of its obligations on a day-for-day basis where performance is so prevented, restricted or interfered with; provided that STA and Parties shall each use its best efforts to avoid or remove such causes of nonperformance and both parties shall proceed to perform with dispatch whenever such causes are removed or cease. In the event of a delaying condition having more than ninety (90) days duration, the non-delaying party or parties may terminate this Agreement.

22. Audit

a) Parties shall permit the authorized representatives of STA, the MTC, the State of California, the U.S. Department of Transportation, and/or the Comptroller General of the United States to inspect and audit all data and records of the Parties relating to performance under this Agreement.

b) Parties agree to accept responsibility for receiving and replying to and/or complying with

the audit exceptions by appropriate STA, Solano County, State of California, or federal audit agencies occurring as a result of its performance of this Agreement.

23. Financial Records/Separate Records

Intercity Transit Operators shall maintain accurate and complete books, records, data, and documents on generally accepted accounting principles in accordance with Uniform System of Accounts and records adopted by the State Controller pursuant to section 99243 of the Public Utilities Code and as required by MTC. Such records shall be kept in such detail and form to meet applicable local, state, and federal requirements.

A complete and separate set of books, accounts, and/or records shall be maintained by Intercity Transit Operators, which records shall show details of transactions pertaining to the management, maintenance, and operation of this service under the terms of this Agreement. Intercity Transit Operators' records shall be kept with sufficient detail to constitute an audit trail to verify that any and all costs charged to the system created by this Agreement are in fact due to operations pursuant in this Agreement and not due to other operations by Intercity Transit Operators.

24. Access to Records

STA, the MTC, any other agency responsible for funding or oversight of this operation, or any of their duly authorized representatives, shall have access to any books, documents, papers, and records of the Intercity Transit Operators which are directly pertinent to this Agreement, for the purpose of making audit, examination, excerpts, and transcriptions of Intercity Transit Operators' files. Intercity Transit Operators shall maintain all these records for a period of at least four (4) years following contract closeout to allow for audits, examinations, excerpts, and transcriptions of Intercity Transit Operators' files.

25. Conflict of Interest

The Parties hereby covenant that they presently have no interest not disclosed, and shall not acquire any interest, direct or indirect, which would conflict in any manner or degree with the performance of its obligations hereunder, except for such conflicts that the Parties may consent to in writing prior to the acquisition by a Party of such conflict.

26. Entirety of Agreement

This Agreement constitutes the entire agreement between the Parties relating to the subject matter of this Agreement and supersedes all previous agreements, promises, representations, understandings and negotiations, whether written or oral, among the Parties with respect to the subject matter hereof.

[signatures on the next page]

IN WITNESS WHEREOF, this Agreement was executed by the Parties hereto as of the date first above written.

CITY OF DIXON By: _____ Jim Lindley, City Manager	APPROVED AS TO FORM By: _____ City Attorney
CITY OF FAIRFIELD By: _____ David Gassaway, City Manager	APPROVED AS TO FORM By: _____ City Attorney
CITY OF SUISUN CITY By: _____ Bret Prebula, City Manager	APPROVED AS TO FORM By: _____ City Attorney
CITY OF VACAVILLE By: _____ Aaron Busch, City Manager	APPROVED AS TO FORM By: _____ City Attorney
COUNTY OF SOLANO By: _____ Bill Emlen, County Administrator	APPROVED AS TO FORM By: _____ County Counsel
SOLANO COUNTY TRANSIT (SOLTRANS) By: _____ Beth Kranda, Executive Director	APPROVED AS TO FORM By: _____ SolTrans Legal Counsel
SOLANO TRANSPORTATION AUTHORITY (STA) By: _____ Daryl K. Halls, Executive Director	APPROVED AS TO FORM By: _____ STA Legal Counsel

ATTACHMENT A
INTERCITY TRANSIT FUNDING AND COST SHARING AGREEMENT
FY 2024-25 COST SHARING FORMULA CALCULATION

A. Included Intercity Transit Routes

The following intercity transit routes meet the definition and criteria described in Part III(A) of the Intercity Transit Funding and Cost Sharing Agreement and thereby are qualified to be included in the cost sharing formula for FY 2024-25:

Transit Operator	RT	Dixon	Fairfield	SolTrans	Suisun City	Vacaville	County
SolTrans	Blue Line	x	x	x		x	x
SolTrans	Green Line		x		x		x
SolTrans	Yellow Line			x			x
SolTrans	Red Line		x	x	x		x
SolTrans	Rt. 82		x	x			x

B. Cost Allocation Models

Cost allocation models provided by SolTrans used in the calculation of intercity cost shares will follow the definitions included in the Agreement.

C. Ridership Survey Data

Ridership Survey data collected in 2022 was used as input to the FY 2023-24 intercity cost sharing calculations. Ridership Survey data collected in 2024 will be used as input to the FY 2025-26 intercity cost sharing calculations.

D. County Share

The County agreed upon share for FY 2024-25 is based on the prior year share increased by the Consumer Price Index (CPI) for the previous year. CPI data for this calculation is based on the Bureau of Labor Statistics, All Urban Consumers, San Francisco, Oakland, and San Jose Urban Area. The maximum County share used in calculating the FY 2024-25 intercity cost sharing amounts will be \$198,776.

E. FY 2024-25 Intercity Cost Sharing Formula Results

The Fiscal Year 2024-25 Solano Express Intercity Operating Budget and Cost Sharing Plan was approved by the STA Board on July 10, 2024, which is outlined below:

PERCENTAGE OF FUNDING CONTRIBUTION

Solano Express Service	FY 25-26 DRAFT
Revenue Service Hours	45,000
IFA Cost/Hr	\$ 230.37
Total Estimated Cost	\$ 10,366,650
Revenues	
Fares	\$ 1,060,068
RM-2	\$ 2,149,916
RM-3	\$ 1,000,000
STAF	\$ 3,150,131
STAF Carryover	\$ 145,889
Solano College Pass	\$ 50,000
Benicia	\$ 146,629
Dixon	\$ 37,913
Fairfield	\$ 537,074
Suisun City	\$ 126,648
Vacaville	\$ 336,036
Vallejo	\$ 1,426,451
Balance of County	\$ 199,895
FTA ARP	\$ -
Total Revenue	\$ 10,366,650

F. Annual Update to the Intercity Transit Cost Sharing Formula Calculation

This attachment shall be modified administratively and shall be presented by the Intercity Transit Operators to the ITFWG, Transit Consortium, TAC and approved by the STA Board each year.

EXHIBIT A

BLUE LINE, GREEN LINE, YELLOW LINE, RED LINE, AND ROUTE 82

SCOPE OF WORK

I. SERVICES

A. Operations Generally

Intercity Transit Operators shall provide turnkey express route transportation services in compliance with the requirements outlined in this Scope of Work, the Routes and Schedule for the Services included as **Exhibit B**.

B. Personnel Generally

Intercity Transit Operators shall provide all administrative, operations, and maintenance personnel necessary to responsibly operate the Blue Line, Green Line, Yellow Line, Red Line, and Route 82 of the Solano Express Transit system, including any required on-board security or supervision.

C. Items provided by Intercity Transit Operators

1. Intercity Transit Operators shall provide computer hardware and software necessary for dispatch, maintenance, administration, recordkeeping, on-board infrastructure, and reports required to operate the service, including a fully functioning automatic vehicle locator (AVL) and automatic passenger counts (APC) once certified, used to operate and dispatch the system, and a mechanism to communicate timely and accurate service information to passengers.

2. Intercity Transit Operators shall provide all facilities, buses, tools, equipment, fuel, oil, tires, batteries, parts, cleaning supplies, office supplies, office equipment and such other items or materials required to professionally operate, maintain, and administer the Service.

3. Intercity Transit Operators shall provide:

- i. All tools and equipment to perform the preventive maintenance inspection and repair activities required in this Scope of Work.
- ii. All tools and equipment necessary to perform, periodic service and adjustments and make mechanical repairs.
- iii. All cleaning equipment and supplies necessary to clean the buses and maintain equipment in accordance with this Scope of Work.

II. INTERCITY TRANSIT OPERATORS REGULATORY COMPLIANCE

Intercity Transit Operators shall comply with all applicable state and federal laws and regulations, and shall conform to all instructions and make all corrections required by the CHP, other applicable regulatory agencies regarding the use and maintenance of buses and overall operations of the service.

III. **REPORTS; RECORDS; INSPECTIONS BY STA**

A. Operating Reports: Each quarter, Intercity Transit Operators shall collect and after validation, submit by the twenty-fifth (25th) day of the following month to the STA operating, financial and user data for the Blue Line, Green Line, Yellow Line, Red Line, and Route 82. The format of Intercity Transit Operators' reports shall be mutually agreed to by STA and Intercity Transit Operators. Such data shall include, but not be limited to, the following:

1. Reports submitted on a Quarterly basis:
 - a) Budget versus actual report for operating expenses, breakdown of actual fare revenue, actual cost, actual revenue hours, actual ridership, and fare box recovery ratio.
 - b) On-time performance by route.
 - c) Ridership by route, day, trip, and fare collection method and amount.
 - d) Total revenue recorded from data reporting subsystem.
 - e) Missed trips by route (partially or fully).
 - f) Summary log of all complaints whether valid or not.
 - g) Summary of Accident Reports (separated by collision/non-collision and preventable/non-preventable).
 - h) Summary of operational problems, if any, including a critique and evaluation of the system and the service, trends on vehicle reliability and maintenance costs and recommended corrective action(s) where appropriate.
2. Other Reports:
 - a) CHP Safety Compliance Reports - Submitted to STA annually after CHP submits said report(s) to Intercity Transit Operators.

B. On-Board Survey: STA shall fund, and Intercity Transit Operators shall help coordinate the conducting of ridership surveys in accordance with regulatory guidelines as set forth by the MTC requiring agencies to prepare an SRTP and furnish the data to STA.

The Intercity Transit Operators shall cooperate to conduct boarding surveys on the Blue Line, Green Line, Yellow Line, Red Line, and Route 82 summarizing and reporting to the STA boarding activity by stop, and trip. STA may conduct other surveys during the term of this Agreement. These surveys will determine matters such as socioeconomic, ridership patterns and fare-type characteristics of system users. Intercity Transit Operators shall cooperate in the conduct of these surveys including having its in-service drivers and supervisory personnel participate, where operationally possible, at no additional charge to STA.

C. State/Federal Reporting: Intercity Transit Operators shall prepare and file all reports required by State and Federal authorities, to include as necessary those required by the California Transportation Development Act of 1971 and FTA's National Transit Database. Intercity Transit Operators shall collect data required for TDA, State Controllers Report, NTD, and all other data required by funding and regulatory agencies and provide a copy of these reports to STA upon completion.

D. Data: Intercity Transit Operators agrees that all information required to be furnished by this Agreement shall be free from proprietary restrictions. Intercity Transit Operators further agrees that all such data is public and in the public domain.

E. Financial Records/Separate Records: Intercity Transit Operators shall maintain accurate and complete books, records, data and documents on generally accepted accounting principles in accordance with Uniform System of Accounts and records adopted by the State Controller pursuant to section 99243 of the Public Utilities Code and as required by MTC. Such records shall be kept in such detail and form to meet applicable local, state and federal requirements.

A complete and separate set of books, accounts, and/or records shall be maintained by Intercity Transit Operators, which records shall show details of transactions pertaining to the management, maintenance, and operation of this service under the terms of this Agreement. Intercity Transit Operators' records shall be kept with sufficient detail to constitute an audit trail to verify that any and all costs charged to the system created by this Agreement are in fact due to operations pursuant in this Agreement and not due to other operations by Intercity Transit Operators.

F. Record Access: STA, MTC, any other agency responsible for funding or oversight of this operation, or any of their duly authorized representatives, shall have access to any books, documents, papers, and records of the Intercity Transit Operators which are directly pertinent to this Agreement, for the purpose of making audit, examination, excerpts, and transcriptions of Intercity Transit Operators' files. Intercity Transit Operators shall maintain all these records for a period of at least four (4) years following contract closeout to allow for audits, examinations, excerpts and transcriptions of Intercity Transit Operators' files.

IV. TELEPHONE INFORMATION SERVICE

A. Intercity Transit Operators shall provide telephone customer information service to the public during regular business hours, Monday through Sunday. Intercity Transit Operators will ensure STA has up-to-date information on the Blue Line, Green Line, Yellow Line, Red Line, and Route 82 to ensure customer service provided by STA is accurate.

B. Intercity Transit Operators and STA shall also mutually establish processes and standards for responses to requests for service, complaints, and inquiries.

V. ROUTE, SCHEDULE, SERVICE AREAS

Intercity Transit Operators shall provide service in compliance with the bus routes, schedule, service area, and holidays described in **Exhibit B** to this Agreement or any amendments thereto, providing service on schedule in a safe, professional, and courteous manner. Changes to vehicle revenue hours and bus stops shall be presented to the ITFWG, Transit Consortium, and TAC for consideration, and approved by the STA Board prior to implementation.

VI. **COMMUNITY RELATIONS; USE OF BUS FOR COMMUNITY RELATIONS; ADDITIONAL STA SERVICES**

Intercity Transit Operators shall undertake the community outreach program to sustain and maintain good rapport with the public, including but not limited to: **1)** printing and distributing the Blue Line, Green Line, Yellow Line, Red Line, and Route 82 schedules in a timely manner and maintaining an adequate supply to the STA for outreach and customer service; **2)** maintaining the Blue Line, Green Line, Yellow Line, Red Line, and Route 82 schedules online and ensuring changes are made in a timely manner; **3)** consulting with the STA on special outreach activities to promote Solano Express; and **4)** schedules and marketing materials will include Solano Express logo. STA agrees to pay \$45,000 for fiscal year (FY) 2025-26 exclusively for Solano Express marketing. Solano Express marketing funding is contingent upon compliance with the above tasks one through four.

Formatted: Font: Bold

Formatted: Font: Bold

Formatted: Font: Bold

Formatted: Font: Bold

Pursuant to the STA's JPA, STA shall undertake countywide transportation planning, programming transportation funds, managing and providing transportation programs and services, delivering transportation projects, and setting transportation priorities. STA will provide Solano Mobility Commuter Information services to Intercity Transit Operators in support of the Blue Line, Green Line, Yellow Line, Red Line, and Route 82. Solano Mobility services will include personalized assistance for traveling within and beyond Solano County as well as community outreach, incentive programs, individual commute assistance, and emergency ride home and emergency ride programs. STA's Solano Mobility program staff will provide general marketing service for the Blue Line, Green Line, Yellow Line, Red Line, and Route 82 throughout Solano County and in coordination with agencies outside Solano County. The Blue Line, Green Line, Yellow Line, Red Line, and Route 82 will be promoted and marketed with available funding and grants. STA will pursue available and appropriate funding opportunities for replacement of the Blue Line, Green Line, Yellow Line, Red Line, and Route 82 vehicles and for marketing of the Blue Line, Green Line, Yellow Line, Red Line, and Route 82 service. STA will distribute the Blue Line, Green Line, Yellow Line, Red Line, and Route 82 Comment Cards to the operators for display on all their intercity buses for passenger's feedback, compile feedback received, and distribute to Intercity Transit Operators.

STA will be responsible for development of a funding plan for the operation of the Blue Line, Green Line, Yellow Line, Red Line, and Route 82 as part of the update of the Intercity Transit Funding and Cost Sharing Agreement, which covers the operating costs for Solano Express routes given in each fiscal year, in partnership with Intercity Transit Operators and the other Parties in the Intercity Transit Funding and Cost Sharing Agreement. -

EXHIBIT B

**LATEST ROUTE SCHEDULE AND THE LATEST FARE SCHEDULE FOR THE
BLUE LINE, GREEN LINE, YELLOW LINE, RED LINE, AND ROUTE 82
ADOPTED BY STA AND SOLTRANS**

Solano Express Fare Table

Fare Type	Trips Within Solano County (Blue, Green, Red, and Yellow}	Trips Outside Solano County (Blue, Green, Red, and Yellow,	Route 82
Adult	\$2.75	\$5.00	\$6.00
Youth	\$2.00	\$4.00	\$5.00
Reduced	\$1.35	\$2.50	\$3.00
	31 Day Passes		
Adult	\$70.00	\$114.00	1 Pass Swipe + Upcharge
SOM/Reduced	\$35.00	\$57.00	
Adult	\$5.50	\$10.00	
Youth	\$4.00	\$8.00	
SOM/Reduced	\$2.75	\$5.00	\$5.00

Effective August 11, 2024

<div><div>B</div><div><div>BLUE LINE</div><div>Davis - Walnut Creek</div></div></div>													
SOUTHBOUND							NORTHBOUND						
DAVIS	DIXON	VACAVILLE	FAIRFIELD		BENICIA	WALNUT CREEK	WALNUT CREEK	BENICIA	FAIRFIELD		VACAVILLE	DIXON	DAVIS
UC Davis Mondavi Center	Dixon Park & Ride	Vacaville Transp Center	Fairfield Transp Center	Suisun Valley & West-america	Industrial Park Bus Hub	Walnut Creek BART (Arrive)	Walnut Creek BART (Depart)	Industrial Park Bus Hub	Suisun Valley & Kaiser Dr	Fairfield Transp Center	Vacaville Transp Center	Dixon Park & Ride	UC Davis Mondavi Center
MONDAY - FRIDAY													
		3:54	4:14		4:32	4:50	5:35	5:53	6:07	6:22	6:37	6:49	7:06
		5:15	5:35		5:53	6:11	6:21	6:39	6:53	7:08	7:23	7:35	7:52
							6:51	7:09	7:23	7:38	7:53	8:05	
	5:49	6:05	6:25	6:34	6:52	7:18							
		7:05	7:25	7:35	7:53	8:11	8:51	9:09	9:23	9:38	9:53	10:05	
7:07	7:49	8:05	8:25	8:35	8:53	9:11	9:21	9:39	9:53	10:08			
7:52	8:49	9:05	9:25	9:35	9:53	10:11	10:21	10:39	10:53	11:08	11:23		
							11:10	11:28	11:42	11:57			
			10:25	10:35	10:53	11:11							
		11:23	11:43				1:10	1:28	1:42	1:57			
							2:00	2:18	2:32	2:47	3:02	3:14	
			2:14	2:24	2:42	3:00	3:10	3:28	3:42	3:57	4:12	4:24	4:41
							4:10	4:28	4:42	4:57	5:12	5:24	5:41
	3:38	3:54	4:14	4:23	4:41	5:05	5:10	5:28	5:42	5:57	6:12	6:24	
			5:14	5:24	5:42	6:00	6:10	6:28	6:42	6:57	7:12	7:24	
5:16	5:38	5:54	6:14	6:24	6:42	7:00	7:10	7:28	7:42	7:57	8:12		
5:56	6:18	6:34	6:54	7:04	7:22	7:40							
SATURDAY													
							7:15	7:33	7:47	8:02	8:17	8:29	
							9:03	9:21	9:35	9:50	10:05	10:17	
							10:05	10:23	10:37	10:52	11:07	11:19	
	9:05	9:21	9:41	9:50	10:08	10:34							
	11:00	11:16	11:36	11:45	12:03	12:29	1:05	1:23	1:37	1:52	2:07	2:19	
	12:00	12:16	12:36	12:45	1:03	1:29	3:22	3:40	3:54	4:09	4:24	4:36	
	2:35	2:51	3:11	3:20	3:44	4:08	6:20	6:38	6:52	7:07	7:22	7:34	

PM trips indicated in bold
Viajes PM indican en negrita



SolTrans.org
707-648-4666

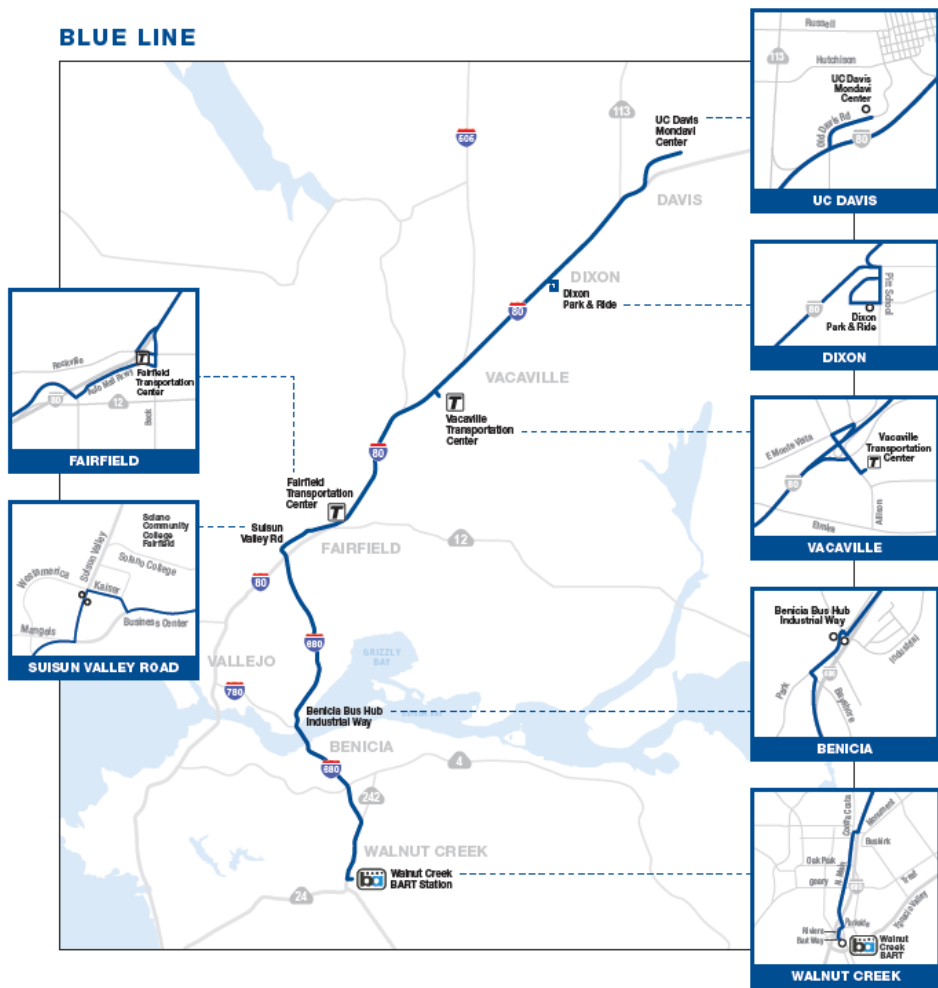


transit



Token Transit

Free language assistance | Asistencia gratis en su idioma | Libreng tulong para sa wika | 免費語言幫助
Hỗ trợ giúp thông dịch miễn phí | 무료 언어 지원 | शलु क भाषा समर ् थन | бесплатная языковая помощь



SolTrans.org
707-648-4666




Free language assistance | Asistencia gratis en su idioma | Libreng tulong para sa wika | 免費語言幫助
Hỗ trợ giúp thông dịch miễn phí | 무료 언어 지원 | शलु क भाषा समर ्थन | бесплатная языковая помощь

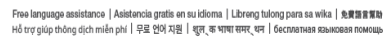
Effective August 11, 2024

RED LINE															
SOUTHBOUND								NORTHBOUND							
SUISUN CITY	FAIRFIELD		VALLEJO				EL CERRITO	EL CERRITO	VALLEJO				FAIRFIELD		SUISUN CITY
Spring St & Suisun-Fairfield Amtrak	Fairfield Transpo Center	Suisun Valley Rd & Westamerica Dr (SCC)	Hwy 37 WB & Fairgrounds Dr (Six Flags)	Sonoma Blvd & Sereno Dr	Vallejo Transit Center	Curtola Park & Ride	El Cerrito del Norte BART	El Cerrito del Norte BART	Curtola Park & Ride	Vallejo Transit Center	Sonoma Blvd & Sereno Dr	Hwy 37 EB & Fairgrounds Dr (Six Flags)	Suisun Valley Rd & Kaiser Dr (SCC)	Fairfield Transpo Center	Spring St & Suisun-Fairfield Amtrak
MONDAY – FRIDAY															
–	–	–	–	–	–	–	–	–	–	5:04	5:09	5:14	5:28	5:36	5:46
–	–	–	–	–	*4:22	4:28	4:48	4:58	5:16	5:20	–	–	–	–	–
–	–	–	–	–	*4:42	4:48	5:08	5:18	5:36	5:52	5:57	6:01	6:15	6:23	6:46
–	–	–	–	–	5:34	5:40	6:00	6:15	6:33	7:04	7:09	7:13	7:27	7:35	7:46
–	–	–	–	–	*6:01	6:07	6:27	6:45	7:03	7:07	–	–	–	–	–
–	–	–	–	–	*6:34	6:40	7:00	7:15	7:33	7:37	–	–	–	–	–
5:55	6:05	6:15	6:27	6:32	6:52	6:58	7:23	7:35	7:53	8:02	8:07	8:11	8:25	8:33	8:44
–	–	–	–	–	7:17	7:23	7:43	7:53	8:11	8:15	–	–	–	–	–
6:55	7:05	7:15	7:27	7:32	7:52	7:58	8:23	8:35	8:53	9:02	9:07	9:11	9:25	9:33	9:44
–	–	–	–	–	8:35	8:41	9:01	9:15	9:33	9:37	–	–	–	–	–
7:55	8:05	8:15	8:28	8:33	8:53	8:59	9:18	9:28	9:46	9:55	10:00	10:04	10:18	10:26	10:37
8:55	9:05	9:15	9:28	9:33	9:53	9:59	10:18	10:28	10:46	10:55	11:00	11:04	11:18	11:26	–
9:55	10:05	10:15	10:28	10:33	10:53	10:59	11:18	11:28	11:46	11:55	12:00	12:04	12:18	12:26	11:37
10:55	11:05	11:15	11:28	11:33	11:53	11:59	12:18	12:28	12:46	12:50	–	–	–	–	12:37
–	–	–	–	–	–	–	–	–	–	1:00	1:05	1:10	1:24	1:32	–
11:55	12:05	12:15	12:28	12:33	12:53	12:59	1:18	1:28	1:46	1:50	–	–	–	–	1:42
–	–	–	–	–	–	–	–	–	–	2:00	2:05	2:10	2:24	2:32	–
12:55	1:05	1:15	1:28	1:33	1:53	1:59	2:18	2:28	2:46	2:50	–	–	–	–	2:42
–	–	–	–	–	–	–	–	–	–	3:00	3:05	3:10	3:24	3:32	–
1:55	2:05	2:15	2:28	2:33	2:53	2:59	3:18	3:28	3:46	4:00	4:05	4:10	4:24	4:32	3:42
–	–	–	–	–	3:14	3:20	3:38	3:48	4:17	4:21	–	–	–	–	4:42
2:55	3:05	3:15	3:28	3:33	3:54	4:00	4:18	4:28	4:57	5:06	5:11	5:16	5:32	5:40	5:48
–	–	–	–	–	4:14	4:20	4:38	4:48	5:17	5:21	–	–	–	–	–
3:55	4:05	4:15	4:28	4:33	4:54	5:00	5:18	5:38	6:07	6:16	6:21	6:26	6:42	6:50	7:03
–	–	–	–	–	5:04	5:10	5:28	5:48	6:17	6:21	–	–	–	–	–
–	–	–	–	–	5:34	5:40	5:58	6:08	6:37	6:41**	–	–	–	–	–
4:55	5:05	5:15	5:28	5:33	5:54	6:00	6:18	6:28	6:46	6:55	7:00	7:05	7:21	7:29	7:52
–	–	–	–	–	6:34	6:40	6:58	7:08	7:26	7:30	–	–	–	–	–
5:55	6:05	6:15	6:28	6:33	6:54	7:00	7:18	7:28	7:46	7:55	8:00	8:05	8:21	8:29	8:52
–	–	–	–	–	7:45	7:51	8:09	8:25	8:43	8:47	–	–	–	–	–
7:24	7:34	7:44	7:57	8:02	8:23	8:29	8:47	8:57	9:15	9:19	–	–	–	–	–
8:15	8:25	8:35	8:48	8:53	9:14	9:20	9:38	9:48	10:06	10:10**	–	–	–	–	–
9:20	9:30	9:40	9:53	9:58	10:19	10:25	10:43	10:55	11:13	11:17**	–	–	–	–	–

* Stops at Sereno Transit Center 8 minutes before the stop. ** Stops at Sereno Transit Center 7 minutes after the stop. PM trips indicated in bold
Viajes PM indican en negrita

Free language assistance | Asistencia gratis en su idioma | Libreng tulong para sa wika | 免費語言幫助
Hỗ trợ giúp thông dịch miễn phí | 무료 언어 지원 | शुल्क भाषा सम्पर्धन | Бесплатная языковая помощь

<div> <div>  <div> <div>RED LINE</div> <div>SUISUN CITY — EL CERRITO</div> </div> </div> </div>															
SOUTHBOUND						NORTHBOUND									
SUISUN CITY	FAIRFIELD	VALLEJO			EL CERRITO	EL CERRITO	VALLEJO			FAIRFIELD	SUISUN CITY				
Spring St Suisun Fairfield Arrows	Fairfield Transpo Center	Suisun Valley Rd & Macdonald Dr (552)	Hwy 37 W & Fair- grounds Dr (55a Fage)	Suisun Valley Rd & Suisun Dr	Nalajo Transit Center	Corbula Park & Ride	El Cerrito del Norte BART	El Cerrito del Norte BART	Corbula Park & Ride	Nalajo Transit Center	Suisun Valley Rd & Suisun Dr	Hwy 37 E & Fair- grounds Dr (55a Fage)	Suisun Valley Rd & Kaiser Dr (552)	Fairfield Transpo Center	Spring St & Suisun Fairfield Arrows
SATURDAY															
—	—	—	—	—	7:04	7:10	7:28	7:38	7:56	8:05	8:10	8:15	8:29	8:37	8:47
—	—	—	—	—	8:04	8:10	8:28	8:38	8:56	9:00	—	—	—	—	—
—	—	—	—	—	9:05	9:11	9:29	9:39	9:57	10:06	10:11	10:16	10:30	10:38	10:48
9:05	9:15	9:25	9:38	9:43	9:05	10:02	10:20	10:30	10:48	10:52	—	—	—	—	—
—	—	—	—	—	11:04	11:10	11:28	11:43	12:01	12:10	12:15	12:20	12:34	12:42	12:52
11:05	11:15	11:25	11:38	11:43	11:05	12:02	12:20	12:30	12:48	12:52	—	—	—	—	—
—	—	—	—	—	1:04	1:10	1:28	1:43	2:01	2:10	2:15	2:20	2:34	2:42	2:52
1:05	1:15	1:25	1:38	1:43	1:05	2:02	2:20	2:30	2:48	2:52	—	—	—	—	—
—	—	—	—	—	2:54	3:00	3:18	3:28	3:46	3:55	4:00	4:05	4:19	4:27	4:37
3:05	3:15	3:25	3:38	3:43	3:05	4:01	4:19	4:29	4:47	5:01	—	—	—	—	—
—	—	—	—	—	4:52	4:58	5:06	5:25	5:43	5:52	5:57	6:02	6:16	6:24	6:34
4:55	5:05	5:15	5:28	5:33	5:45	5:51	6:09	6:25	6:43	6:47	—	—	—	—	—
—	—	—	—	—	6:54	7:00	7:18	7:28	7:46	7:55	8:00	8:05	8:19	8:27	8:37
6:55	7:05	7:15	7:28	7:34	7:45	7:51	8:09	8:25	8:43	8:47	—	—	—	—	—
—	—	—	—	—	8:55	9:01	9:19	9:40	9:58	10:02	—	—	—	—	—
8:55	9:05	9:15	9:28	9:33	9:39	—	—	—	—	—	—	—	—	—	—
SUNDAY															
—	—	—	—	—	9:04	9:10	9:28	9:43	10:01	10:04	—	—	—	—	—
—	—	—	—	—	10:04	10:10	10:28	10:43	11:01	11:04	—	—	—	—	—
—	—	—	—	—	11:04	11:10	11:28	11:43	12:01	12:04	—	—	—	—	—
—	—	—	—	—	12:04	12:10	12:28	12:43	1:01	1:04	—	—	—	—	—
—	—	—	—	—	1:04	1:10	1:28	1:43	2:01	2:04	—	—	—	—	—
—	—	—	—	—	2:04	2:10	2:28	2:43	3:01	3:04	—	—	—	—	—
—	—	—	—	—	3:04	3:10	3:28	3:43	4:01	4:04	—	—	—		



Effective August 11, 2024

G GREEN LINE Fairfield - El Cerrito					
WESTBOUND			EASTBOUND		
Suisun City	Fairfield	El Cerrito	El Cerrito	Suisun City	Fairfield
Spring St & Suisun-Fairfield Amtrak	Fairfield Transportation Center	El Cerrito del Norte BART	El Cerrito del Norte BART	Spring St & Suisun-Fairfield Amtrak	Fairfield Transportation Center
MONDAY - FRIDAY MORNING RUSH HOUR					
	4:01	4:41	4:51	5:36	5:46
4:26	4:41	5:21	5:31	6:16	6:26
5:06	5:21	6:01	6:11	6:56	7:06
5:36	6:01	6:41	6:51	7:36	7:46
6:16	6:38	7:18	7:28	8:13	8:23
6:56	7:16	7:56	8:06	8:51	9:01
Fairfield Transportation Center	Spring St & Suisun-Fairfield Amtrak	El Cerrito del Norte BART	El Cerrito del Norte BART	Fairfield Transportation Center	Spring St & Suisun-Fairfield Amtrak
MONDAY - FRIDAY AFTERNOON RUSH HOUR					
2:30	2:40	3:15	3:25	4:10	4:40
3:30	3:40	4:15	4:25	5:10	5:40
4:05	4:15	4:50	5:05	5:50	6:20
4:20	4:40	5:15	5:25	6:10	6:35
5:20	5:40	6:15	6:25	7:10	
6:10	6:20	6:55	7:05	7:50	
6:25	6:35	7:10	7:25	8:10	

PM trips indicated in bold
Viajes PM indican en negrita

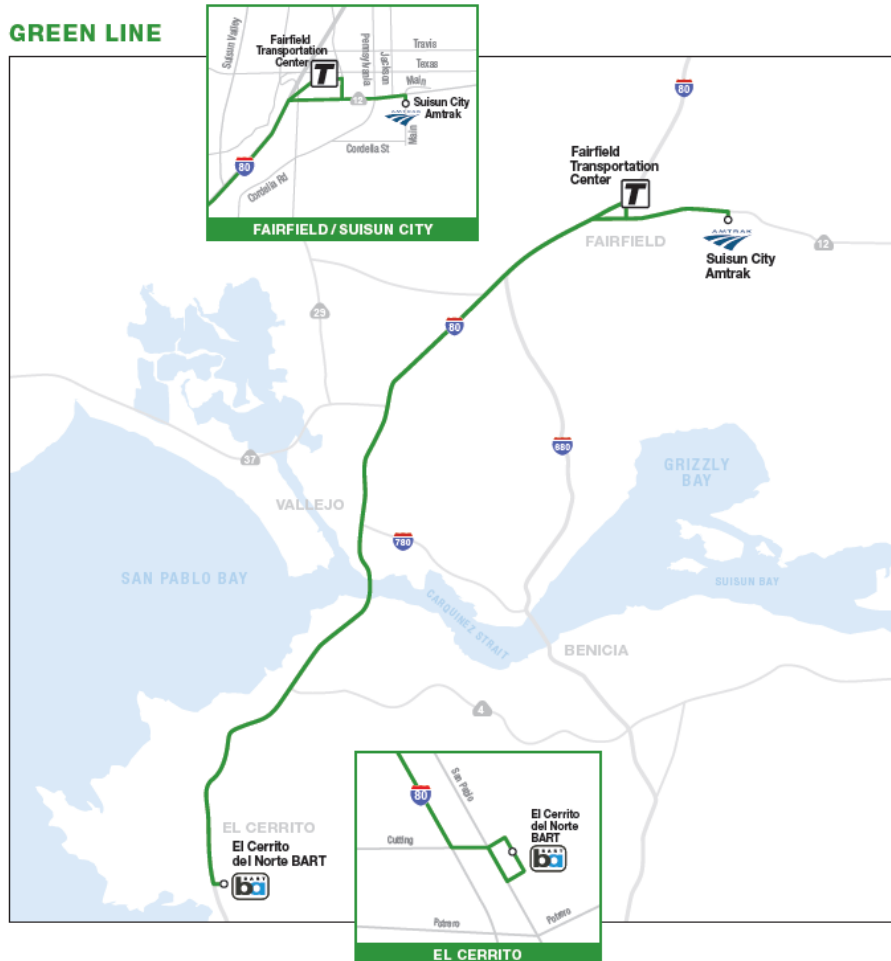


SolTrans.org
707-648-4666



Free language assistance | Asistencia gratis en su idioma | Libreng tulong para sa wika | 免費語言幫助
Hỗ trợ giúp thông dịch miễn phí | 무료 언어 지원 | शलु क भाषा समर् थन | Бесплатная языковая помощь

GREEN LINE




SolTrans.org
707-648-4666



Free language assistance | Asistencia gratis en su idioma | Libreng tulong para sa wika | 免費語言幫助
Hỗ trợ giúp thông dịch miễn phí | 무료 언어 지원 | शलु क भाषा समर ् थन | бесплатная языковая помощь

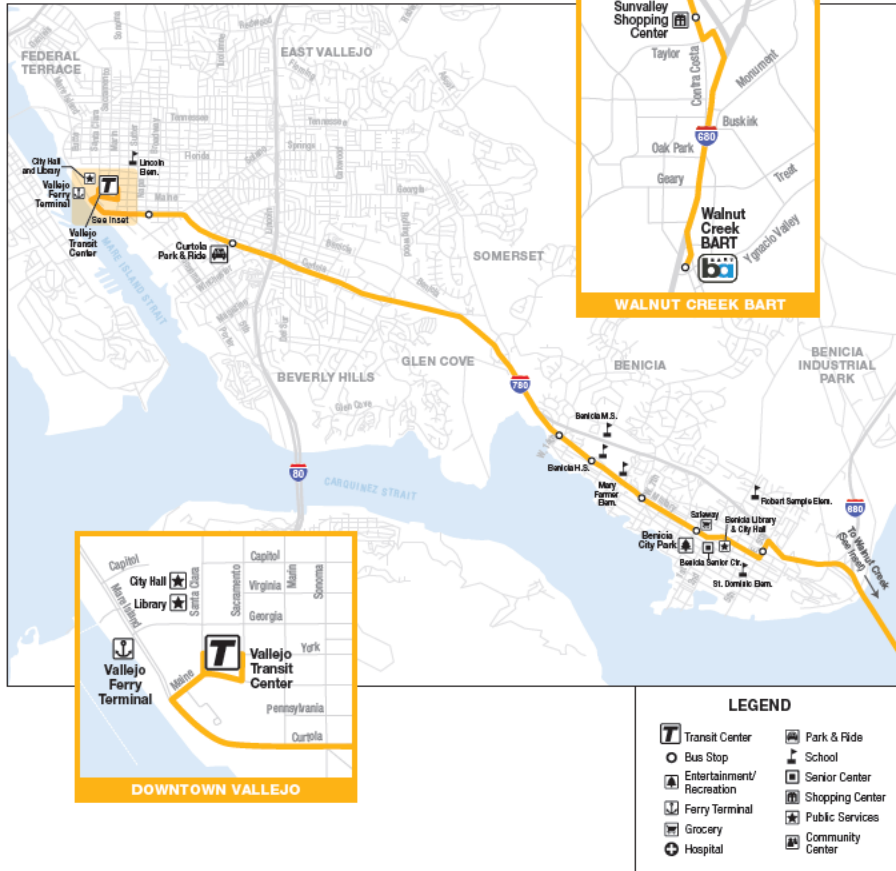
Effective August 11, 2024

<div>  YELLOW LINE Vallejo - Benicia - Walnut Creek </div>											
EASTBOUND						WESTBOUND					
Vallejo			Benicia	Concord	Walnut Creek	Walnut Creek	Concord	Benicia	Vallejo		
Vallejo Transit Center	Vallejo Ferry Terminal	Curtola Park & Ride	City Park (Military & First)	Sunvalley Shopping Center*	Walnut Creek BART (Arrive)	Walnut Creek BART (Depart)	Sunvalley Shopping Center*	City Park (Military & First)	Curtola Park & Ride	Vallejo Ferry Terminal	Vallejo Transit Center
MONDAY - FRIDAY											
						5:02	5:13	5:29	5:39	5:44	5:47
4:45		4:49	5:01		5:25						
5:50		5:54	6:06		6:30	7:21	7:32	7:48	7:58	8:03	8:06
8:15		8:19	8:31		8:55	9:21	9:32	9:48	9:58		10:04
10:15		10:19	10:31		10:55	11:21	11:32	11:48	11:58		12:04
11:15		11:19	11:31	11:46	11:58	12:10		12:30	12:40		12:46
12:15		12:19	12:31	12:46	12:58						
1:00		1:04	1:16	1:31	1:43	2:10		2:30	2:40		2:46
2:00		2:04	2:16	2:31	2:43	3:10		3:30	3:40		3:46
3:00		3:04	3:16	3:31	3:43	4:10		4:30	4:40		4:46
4:00	4:03	4:08	4:20	4:35	4:47	5:10		5:30	5:40		5:46
5:00	5:03	5:08	5:20	5:35	5:47	6:10		6:30	6:40		6:46
6:00	6:03	6:08	6:20	6:35	6:47	7:10		7:30	7:40		7:46
						7:50		8:10	8:20		8:26
9:00		9:04	9:16	9:31	9:43	9:50		10:10	10:20		10:26
SATURDAY											
6:15		6:19	6:31	6:46	7:03						
7:15		7:19	7:31	7:46	8:03	8:15		8:35	8:45	8:51	8:54
8:05		8:09	8:21	8:36	8:53						
9:05		9:09	9:21	9:36	9:53	11:05		11:25	11:35	11:41	11:44
						12:40		1:00	1:10		1:16
12:02		12:06	12:18	12:33	12:50	1:40		2:00	2:10		2:16
2:21		2:25	2:37		3:01	4:25	4:36	4:52	5:02		5:08
5:20		5:24	5:36		6:00	6:40	6:51	7:07	7:17		7:23
7:35	7:38	7:43	7:55		8:05	8:20	8:31	8:47	8:57		9:03
SUNDAY											
8:07		8:11	8:23	8:38	8:55	9:10		9:30	9:40	9:46	9:49
10:07		10:11	10:23	10:38	10:55	11:05		11:25	11:35	11:41	11:44
12:03		12:07	12:19	12:34	12:50	1:00		1:20	1:30		1:36
1:42		1:46	1:58	2:13	2:30	2:40		3:00	3:10		3:16
3:21		3:25	3:37		4:01	4:20	4:31	4:47	4:57		5:03
5:11		* 5:15	5:27		5:51	6:20	6:31	6:47	6:57		7:03
7:11	7:14	7:19	7:31		7:55	8:20	8:31	8:47	8:57		9:03

*Sunvalley Shopping Center stops are on Contra Costa Blvd at Viking Drive and south of Golf Club Rd.

PM trips indicated in bold Viajes
PM indican en negrita

YELLOW LINE



SolTrans.org
707-648-4666



Free language assistance | Asistencia gratis en su idioma | Libreng tulong para sa wika | 免費語言幫助
Hỗ trợ giúp thông dịch miễn phí | 무료 언어 지원 | शलु क भाषा समर ्थन | бесплатная языковая помощь

EXHIBIT C PERFORMANCE MEASURES

Solano Express Performance Benchmarks for Fiscal Year 2024-25

Measures	FY 2024-25
SERVICE DESIGN	Benchmark
Speed - MPH	35
SERVICE PRODUCTIVITY	Benchmark
Passengers per Vehicle Revenue Hour	25.0
Passengers per Trip	15.0
Capacity Utilization	35.00%
COST EFFICIENCY	Benchmark
Cost per Vehicle Revenue Hour	\$229.08
Cost per Vehicle Revenue Mile	\$3.87
COST EFFECTIVENESS	Benchmark
Subsidy per Passenger Trip	\$3.71
Farebox Recovery Ratio	20%



DATE: February 3, 2025
TO: Solano County Intercity Transit Consortium
FROM: Lorene Garrett, Transit Mobility Coordinator I
April Wells, Program Coordinator II
Julie Davidson, Customer Service Representative II
RE: Solano Mobility Programs Midyear Report for Fiscal Year (FY) 2024-25—
Employer/Commuter Programs

Background:

The original Solano County Rideshare Program began as part of a statewide network of rideshare programs in the early 1990s, funded primarily by Caltrans to manage countywide and regional rideshare programs in Solano County, and to provide air quality improvements through trip reduction. In 2000, Solano Commuter Information was transferred from Solano County to STA and became Solano Napa Commuter Information a few years later. Today the Solano Mobility Employer Commuter Program provides commuter incentives to encourage sustainable mode shift for residents and employees in the county. Solano Mobility staff engages businesses, homeowner associations, community clubs, and organizations to promote commuter benefits.

Discussion:

STA's Solano Mobility provides commuter incentives and subsidies to residents and employees of Solano County through the eleven countywide and two local programs as listed below:

Countywide Programs

- | | |
|--------------------------------------|---|
| 1. Bucks for Bikes (B4B) | 7. Solano Community College Falcon Flyer Vanpool (Launch 4/14/2025) |
| 2. Capitol Corridor + Lyft | 8. Solano Express 2-for-1 |
| 3. Commute Solano (RideAmigos) | 9. Solano Express Guaranteed Ride |
| 4. Equitable Access to Justice Pilot | 10. Solano Mobility Express Vanpool |
| 5. First/Last Mile | 11. Traditional Vanpool |
| 6. Guaranteed Ride Home | |

Local Programs

1. Benicia Lyft
2. Suisun City Lyft

A full description and update for each program active in the second quarter of FY 2024-25 is included as Attachment A. Program participation for the second quarter of FY 2024-25 is included in Attachment B.

Outreach

During the second quarter of FY 2024-25, the STA Employer Commuter program and Solano Economic Development Corporation (EDC) staff tabled/attended 11 events reaching 373 commuters and businesses. 25 events reaching 858 businesses and commuters had been tabled/attended at the midyear of FY 2024-25. The program continues outreach via the Solano

Mobility website and social media. The Commuter Programs page was the third most viewed page on the Solano Mobility website (Monster Analytics). There were 20,328 views of social media content (Twitter formerly known as X, Facebook and Instagram) during the second quarter and 33,266 views at mid-year. STA continued marketing Solano Mobility Commuter Programs in print and other mediums. In partnership with Solano EDC, staff attended Chamber Mixers and business events to develop contacts with local businesses.

Performance Measures and Benchmarks

The efficiency and effectiveness of these programs are determined using the corresponding STA Connected Mobility Implementation Plan Guidelines, Performance Measures, & Benchmarks, which were approved and adopted by the STA Board on July 13, 2022. The plan is included in Attachment C. Using the performance measures, STA can determine the ongoing relevance, usability, adaptability, and sustainability of the mobility programs currently offered in Solano County. Specifically, the STA Connected Mobility Implementation Plan Guidelines, Performance Measures, & Benchmarks goals and objectives support the recommendations of the Metropolitan Transportation Commission's (MTC's) Blue Ribbon Transit Recovery Task Force. The program supports clean air goals and addresses transportation equity as well. STA Mobility staff has evaluated the programs to determine they meet the criteria as defined in the evaluation methodology.

Fiscal Impact:

STA's Solano Mobility Employer Commuter Program FY 2024-25 approved budget:

- Employer Commuter program - \$925,000
- Equitable Access to Justice Pilot - \$50,000 (20% provided by Solano Superior Courts)
- Solano Mobility Express Vanpool Pilot - \$575,000 (\$50,000 provided by YSAQMD grant)
- Solano Express Guaranteed Ride Program - \$269,000
- Suisun Lyft Program - \$200,000
- Benicia Lyft program - \$40,000

STA's Solano Mobility Employer Commuter Program is currently staffed by two full-time and one part-time employee.

STA's Solano Mobility Employer Commuter Program is funded by: Congestion Mitigation and Air Quality (CMAQ) program funds, Transportation Fund for Clean Air (TFCA) funds through the Bay Area Air Quality Management District (BAAQMD), Clean Air Funds through the Yolo Solano Air Quality Management District (YSAQMD), Solano County Transportation Development Act (TDA) funds, State Transit Assistance Funds (STAF), an MTC Bike to Wherever Days Stipend, and the Capitol Corridor JPA Marketing Agreement.

Recommendations:

Informational.

Attachments:

- A. STA Countywide Commuter Programs, Employer Program, and Local Programs Summary
- B. Commuter Program Participation Fiscal Year Comparison
- C. STA Connected Mobility Implementation Plan Guidelines, Performance Measures, & Benchmarks Goals and Objectives

ATTACHMENT A

STA Countywide Commuter Programs, Employer Program, and Local Programs Summary

Commuter Programs ***Countywide***

Bucks for Bikes (B4B)

The Bucks for Bikes program was implemented in 2003 to encourage Solano County residents to bike to work for all or a portion of their commute. Approved applicants can receive reimbursement for 60% of the cost of a new commuter bike and helmet up to \$300. Riders are encouraged to log their trips on the Commute Solano (Rideamigos) platform to earn additional incentives.

1 reimbursement for a total of \$300 was provided during the second quarter. At mid-year, 9 reimbursements for a total of \$2,492 have been provided. See Attachments B.1 and B.2 for participation comparisons.

Capitol Corridor Lyft (CC+L)

The Capitol Corridor + Lyft Program was designed to reduce greenhouse gas emissions by reducing the number of single occupancy vehicles on the road. For \$20, the Program provides participants with a 10-ride Amtrak pass plus free Solano County train station Lyft connections (up to \$25). Participants must be residents of, or employed in Solano County, and new to Capitol Corridor for commuting. Participants can use this program up to 3 times.

Twelve passes for \$1,488.00 were purchased during the second quarter of FY 2024-25. At midyear, 27 passes have been purchased for \$3,064. Four new commuters enrolled in the program in the second quarter, increasing the total enrollment to 146 participants since the start of the program in 2019. The average cost/ride (based on passes) was \$11 at mid-year. Attachments B.1 and B.2 for fiscal year participation comparisons.

Commute Solano (Rideamigos) Online Platform

The website platform provides access to Solano Mobility commuter programs, rideshare matching, trip planning, and e-incentives for alternative commutes. Commuters can connect with other employees in their networks. Platform users can log alternative transportation modes such as transit, ridesharing, active transportation, and teleworking to earn points and receive gift cards as a Commute Reward.

During the second quarter, 202 active commuters logged 3,700 alternative commute trips for 93,322 miles and an estimated savings of 28 tons of CO₂. 155 new users joined during the quarter. 361 active users participated in the Commute Solano program logging 8,000 alternative trips for 201,546 miles, saving 58.5 tons of CO₂. See Attachment B.1 for fiscal year comparisons.

Equitable Access to Justice

In partnership with the Solano Superior Courts, the Equitable Access to Justice pilot program eliminates transportation as a barrier to court participation by providing 100% subsidized rides to court appointments for jurors and collaborative court participants.

The program provided 541 rides for \$7,082 during the second quarter. At mid-year 1,175 rides were provided for \$20,639. The average cost/ride at mid-year was \$17.

First/Last Mile (FLM)

The First/Last Mile program provides 60% off subsidized Lyft rides (up to a maximum of \$20 per ride) to and from 12 Solano County transit hubs (Amtrak stations and Solano Express fixed stops) for Solano County employees and residents who have trouble connecting to transit for their work commute. Commuters qualifying for the low-income subsidy receive 80% off subsidized Lyft rides.

During the second quarter of this fiscal year, 30 commuters registered for the First/Last Mile program increasing program registration to 1,746 commuters. At mid-year 74 commuters registered for the First/Last Mile program, and 24,734 rides for \$ \$219,292 were provided. The average cost/ride at mid-year was \$9. See Attachments B.1 and B.2 for fiscal year comparisons. See Attachment B.3 for origin/destination ridership for the first quarter ridership data throughout the program.

Guaranteed Ride Home (GRH)

The Guaranteed Ride Home (GRH) Program supports Solano County residents and employees who commute by reimbursing the cost of a ride home (up to \$100) if an unexpected emergency arises. Program participants may use taxi, Uber, or Lyft for their ride home. To participate in the program, commuters must live or work in Solano County. Participants who commute into Solano County for employment must live within 100 miles of Solano County. Participants can use the program no more than three times per calendar month, and no more than six times during a calendar year. All Commute Solano members are registered for the program.

3 commuters received GRH reimbursements for \$115 during the second quarter of this year. At midyear 6 commuters received GRH reimbursements for a total of \$198. The average cost/ride at mid-year was \$33. See Attachments B.1 and B.2 for fiscal year comparisons.

Solano Express Guaranteed Ride (GR)

The Guaranteed Ride program was initiated in September 2022, to increase equity and accessibility for those who are not able to afford to pay for their ride and wait for reimbursement under the GRH program. GRH provides an Uber Voucher option for Solano Express riders with a route canceled, acting as insurance to maintain Solano Express ridership. Riders must register for the program at Commute Solano to receive an Uber Voucher valid for 4 rides each month.

During the second quarter of this fiscal year, 59 Solano Express Riders registered to receive Uber Vouchers. During the second quarter 1,802 rides were provided for \$83,787. At midyear, 107 Solano Express Riders had registered to received Uber Vouchers, bringing the

total number of program registrants to 633. At midyear 3,389 rides had been provided at a cost of \$258,549. The average cost/ride at mid-year was \$76. See Attachments B.1 and B.2 for fiscal year comparisons. See attachment B.5 for rides, cost, number of riders.

Solano Express 2-for-1 Incentive

To encourage new ridership on the Solano Express bus lines, the STA initiated a 2-for-1 incentive in October 2021. Anyone working or living in Solano County is eligible to receive a Clipper Card valued at \$125 with the purchase of a monthly or daily pass.

There was no 2- for-1 incentive redeemed by Solano Express riders during the second quarter. 1 incentive has been redeemed at mid-year. See Attachments B.1 and B.2 for fiscal year comparisons.

Solano Mobility Express Vanpool Pilot Program

This pilot program provides a replacement option for Solano Express Blue Line riders traveling between Vacaville, Dixon and Sacramento during commute hours. 4 vans travel to and from Sacramento each day. The introductory rate is \$50/month. Solano Express Blue Line riders transfer for free.

1,001 rides were provided during the second quarter. There was 1 missed run with the rider using another option prior to the replacement van's arrival. 2,300 rides were provided at mid-year. There were 2 missed runs for a 99.9% on-time performance rate. 6,246 rides were provided from the beginning of the program to the end of the second quarter. The average cost/ride at midyear was \$106. The cost/revenue hour for the program was \$125. During calendar year 2024 there were 32 vanpool riders, with 24 individual riders during the first and second quarters of this fiscal year. See Attachment B.4 for second quarter ridership data.

Traditional Vanpool Program (VP)

STA's Solano Mobility provides a \$200 per month subsidy for two years to new, qualifying, traditional vanpools through Commute with Enterprise. This subsidy adds to the Metropolitan Transportation Commission's (MTC's) \$500 subsidy for a total of \$700 per month to help offset the cost of new vanpools.

STA subsidized 10 vanpools in October, 9 vanpools in November and 10 in December for \$5,800 in subsidies. 1 new vanpool was added to the STA subsidy in the second quarter. The number of STA subsidized vanpools has decreased and will continue to decrease as vans reach the two-year subsidy limit. Commute with Enterprise and STA staff are working diligently to add new vanpools. See Attachments B.1 and B.2 for vanpool comparisons (note the number of vanpools at the end of the year is noted in the chart, rather than the total subsidized for the year). During FY 24-25, 65 vanpools operated in Solano County with 49 using Commute with Enterprise vehicles and 16 owner-operated vans.

Employer Program

To consolidate Solano Mobility commuter programs and services, the Employer Program was created in October 2017. The Program informs Solano County employers about the benefits and services available to assist their employees with their commutes. Solano EDC continues

to partner with Solano Mobility to promote STA's commuter benefits via direct mail, social media and in person events.

During the second quarter, Solano EDC attended 6 chamber/business events speaking with 49 employers. At midyear, the EDC had attended 15 chamber/business events speaking with 125 employers and employees. The EDC also presented Solano Mobility programs to local businesses during Business Retention and Expansion visits.

Solano Community College (SCC)

In 2016, Solano Community College students passed a measure providing reduced transit fares through a transportation fee. In April of 2019, the student body voted overwhelmingly to continue the transportation fee for the next decade. SCC students can ride the bus for in and within Solano County. Currently, FREE rides are provided on Solano Express, FAST, SolTrans, and Vacaville City Coach for Solano Community College students showing their IDs. The program was also expanded to allow students to access all Solano Express stops, even those outside the county.

Each of the transit operators is directly reimbursed for the cost. The current distribution is 42.5% for SolTrans and the City of Fairfield, and 15% for the City of Vacaville. \$1,001,725 has been disbursed to the transit operators since FY 2017-18 with the City of Fairfield and SolTrans both receiving \$423,546, and the City of Vacaville receiving \$154,663. The current distribution of funds is being evaluated for the next fiscal year.

Local Programs

Benicia Lyft

The program (started in 2019 to provide a replacement option for the Benicia Dial-a-Ride program) provides subsidized Lyft rides throughout the city of Benicia and to the Springstowne Center in Vallejo for qualified Benicia residents. To qualify, Benicia residents must be veterans with a military or veterans ID; disabled with an ADA card, RTC card, Medicare card or DMV placard; or 65 years old or older. The cost is \$4 one-way, or \$3 one-way for individuals qualified for the low-income fare. To qualify for the low-income fare individuals must be a part of a Solano County program like Medi-Cal, Cal Fresh, Cal Works, SSI, etc., or on PG&E CARE/FERA. Residents must contact the Call Center to sign up.

Customers must have a smart phone and be ambulatory to use Lyft for the Dial-a-Ride replacement program. If not, they are provided with the Veteran's Cab number after registration. Customers are informed that this service is in addition to the SolTrans (Benicia) paratransit service that continues to take qualified individuals within ¾ mile of the SolTrans fixed route service (including trips between Benicia and Vallejo).

The \$5 Benicia Lyft Program (started in 2021) provides Lyft rides within the City of Benicia for \$5 (up to \$20) and can be accessed by entering the code 5Benicia in Lyft apps. There is no signup required. The program is open to residents and visitors.

During the second quarter, the Benicia Lyft, and \$5 Benicia Lyft programs provided 2,330

rides for \$18,160. At midyear, the programs had provided 4,402 rides for \$34,083. The average cost/ride at mid-year was \$8. See attachment B.6 for fiscal year comparisons.

Benicia residents are also able to travel from Benicia City Park and the Benicia Bus Hub to Gateway Plaza in Vallejo by entering STGATEWAYPLAZA in their Lyft app.

Suisun Lyft

The Suisun City \$2 Lyft program (started in 2021) provides one-way Lyft rides for residents traveling within Suisun City. Residents enter SUISUN2 in their Lyft app.

The Suisun City \$3 Lyft program (started in 2021) provides one-way Lyft rides for residents traveling to 5 locations in Fairfield: Sutter Health, NorthBay Medical Center, Kaiser Clinic, Ole Health Clinic, and the Fairfield Transportation Center. Residents enter SUISUN3 in their Lyft app. In January 2025, the Suisun City Council approved the addition of Rush Ranch to the geofence for the Suisun City \$3 Lyft program.

Residents who qualify for the low-income fare (must be a part of a Solano County program like Medi-Cal, Cal Fresh, Cal Works, SSI, etc., or on PG&E CARE/FERA) can travel one-way within Suisun City and to the 5 Fairfield locations for \$1.50. Residents must contact the Call Center to sign up for the low-income fare.

During the second quarter, 4,776 Suisun City Lyft rides for \$47,093 were provided. At mid-year, the programs had provided 9,578 rides for \$96,945. The average cost/ride at mid-year was \$10. See attachment B.7 for fiscal year comparisons.

THIS PAGE INTENTIONALLY LEFT BLANK.

COMMUTER PROGRAM PARTICIPATION FISCAL YEAR COMPARISON

FISCAL YEAR COMPARISON							Q1 & Q2
PROGRAM	FY 18-19	FY 19-20	FY 20-21	FY 21-22	FY 22-23	FY 23-24	FY 24-25
Bucks for Bikes (B4B) Redemptions	10	9	6	12	12	11	9
Capitol Corridor + Lyft (CC+L) Participants	19	43	5	9	25	39	16
Commute Solano Active Participants	--	51	270	421	733	639	202
First/ Last Mile (FLM) Shuttle Total Registrants	81	195	296	653	1,296	1,675	1749
Guaranteed Ride Home (GRH) Redemptions	10	1	1	5	20	7	6
Solano Express Guaranteed Ride (GR) Total Registrants	--	--	--	--	276	526	633
Solano Express 2-for-1 Redemptions	--	--	--	67	65	62	1
Vanpools Subsidized	3	1	1	12	23	9	10

COMMUTER PROGRAM PARTICIPATION COMPARISON

Participation by City – Q1 & Q2 FY 2024-25

Origin City	2 for 1	CC+L	B4B	FLM	GRH	GR	Vanpool
Benicia	0	0	0	13	0	1	1
Dixon	0	1	1	0	0	0	1
Fairfield	1	17	3	9	1	32	4
Martinez	0	0	0	0	0	0	0
Rio Vista	0	0	0	0	0	1	1
Suisun City	0	5	1	1	0	5	0
Vacaville	0	3	2	4	0	12	1
Vallejo	0	0	1	45	1	33	1
Other	0	1	1	2	4	23	1
Total:	1	27	9	74	6	107	10

Destination City	2 for 1	CC+L	B4B	FLM	GRH	GR	Vanpool
Benicia	0	0	1	0	1	2	0
Dixon	0	0	1	0	0	0	0
Fairfield	0	1	4	9	0	7	1
Martinez	0	0	0	0	0	0	0
Rio Vista	0	0	0	0	0	0	0
Suisun City	0	0	0	0	0	0	0
Vacaville	0	0	1	1	0	6	0
Vallejo	0	0	1	7	2	7	0
Other	1	26	1	57	3	85	9
Total:	1	27	9	74	6	107	10

FIRST/LAST MILE ORIGIN AND DESTINATION SUMMARY BY CITY**October 2024**

<i>Origin Summary</i>		
	# of Rides	Usage (%)
Benicia	148	4%
Dixon	4	0%
Fairfield	511	14%
Rio Vista	0	0%
Suisun	137	4%
Vacaville	225	6%
Vallejo	2528	67%
Outside County	219	6%
Total # of Rides	3772	100%

<i>Destination Summary</i>		
	# of Rides	Usage (%)
Benicia	156	4%
Dixon	6	0%
Fairfield	519	14%
Rio Vista	0	0%
Suisun	142	4%
Vacaville	226	6%
Vallejo	2525	67%
Outside County	198	5%
Total # of Rides	3772	100%

November 2024

<i>Origin Summary</i>		
	# of Rides	Usage (%)
Benicia	122	4%
Dixon	3	0%
Fairfield	424	13%
Rio Vista	0	0%
Suisun	111	3%
Vacaville	191	6%
Vallejo	2149	67%
Outside County	196	6%
Total # of Rides	3196	100%

<i>Destination Summary</i>		
	# of Rides	Usage (%)
Benicia	154	5%
Dixon	5	0%
Fairfield	430	13%
Rio Vista	0	0%
Suisun	114	4%
Vacaville	190	6%
Vallejo	2082	65%
Outside County	221	7%
Total # of Rides	3196	100%

December 2024

<i>Origin Summary</i>		
	# of Rides	Usage (%)
Benicia	105	3%
Dixon	6	0%
Fairfield	431	14%
Rio Vista	1	0%
Suisun	132	4%
Vacaville	205	6%
Vallejo	2084	66%
Outside County	210	7%
Total # of Rides	3174	100%

<i>Destination Summary</i>		
	# of Rides	Usage (%)
Benicia	125	4%
Dixon	14	0%
Fairfield	402	13%
Rio Vista	2	0%
Suisun	147	5%
Vacaville	210	7%
Vallejo	2064	65%
Outside County	210	7%
Total # of Rides	3174	100%

FIRST/LAST MILE ORIGIN AND DESTINATION SUMMARY BY CITY**October 2024 (LID)**

<i>Origin Summary</i>		
	# of Rides	Usage (%)
Benicia	41	7%
Dixon	1	0%
Fairfield	107	19%
Rio Vista	0	0%
Suisun	81	14%
Vacaville	33	6%
Vallejo	298	52%
Outside County	15	3%
Total # of Rides	576	100%

<i>Destination Summary</i>		
	# of Rides	Usage (%)
Benicia	53	9%
Dixon	1	0%
Fairfield	134	23%
Rio Vista	0	0%
Suisun	54	9%
Vacaville	29	5%
Vallejo	295	51%
Outside County	10	2%
Total # of Rides	576	100%

November 2024 (LID)

<i>Origin Summary</i>		
	# of Rides	Usage (%)
Benicia	40	6%
Dixon	0	0%
Fairfield	146	23%
Rio Vista	0	0%
Suisun	79	12%
Vacaville	56	9%
Vallejo	314	48%
Outside County	13	2%
Total # of Rides	648	100%

<i>Destination Summary</i>		
	# of Rides	Usage (%)
Benicia	36	6%
Dixon	0	0%
Fairfield	157	24%
Rio Vista	0	0%
Suisun	58	9%
Vacaville	49	8%
Vallejo	334	52%
Outside County	14	2%
Total # of Rides	648	100%

December 2024 (LID)

<i>Origin Summary</i>		
	# of Rides	Usage (%)
Benicia	33	4%
Dixon	0	0%
Fairfield	198	27%
Rio Vista	0	0%
Suisun	96	13%
Vacaville	40	5%
Vallejo	350	47%
Outside County	21	3%
Total # of Rides	738	100%

<i>Destination Summary</i>		
	# of Rides	Usage (%)
Benicia	33	4%
Dixon	0	0%
Fairfield	214	29%
Rio Vista	0	0%
Suisun	77	10%
Vacaville	38	5%
Vallejo	359	49%
Outside County	17	2%
Total # of Rides	738	100%

SOLANO MOBILITY EXPRESS VANPOOL RIDERSHIP DATA FOR OCTOBER

October 2024 - Express Vanpool Ridership Data																	
	30-Sep	1-Oct	2-Oct	3-Oct	4-Oct		7-Oct	8-Oct	9-Oct	10-Oct	11-Oct		14-Oct	15-Oct	16-Oct	17-Oct	18-Oct
Morning						Morning						Morning					
V1 (6:30)		5	3	4	1	V1 (6:30)	6	5	1	3	1	V1 (6:30)	4	3	5	4	6
V2 (6:45)		3	5	2	0	V2 (6:45)	0	4	4	4	2	V2 (6:45)	0	3	2	3	1
D1 (6:45)		2	2	1	0	D1 (6:45)	1	3	5	2	1	D1 (6:45)	0	2	3	2	0
V3 (7:30)		2	2	3	1	V3 (7:30)	2	2	2	2	1	V3 (7:30)	2	2	1	2	1
AM Total	0	12	12	10	2	AM Total	9	14	12	11	5	AM Total	6	10	11	11	8
Afternoon						Afternoon						Afternoon					
V1 (4:30)		4	4	4	0	V1 (4:30)	4	6	3	5	1	V1 (4:30)	0	2	2	3	
D1 (4:30)		1	1	0	0	D1 (4:30)	1	2	3	1	1	D1 (4:30)	1	2	2	1	
V2 (5:15)		6	5	4	4	V2 (5:10)	4	6	6	5	5	V2 (5:10)	4	2	5	5	
V3 (5:45)		1	1	2	1	V3 (5:45)	1	0	2	2	2	V3 (5:45)	1	1	1	1	
PM Total	0	12	11	10	5	PM Total	10	14	14	13	9	PM Total	6	7	10	10	0
Daily Total	0	24	23	20	7	Daily Total	19	28	26	24	14	Daily Total	12	17	21	21	8
Weekly Total					74	Weekly Total					111	Weekly Total					79
Program Total					5319	Program Total					5430	Program Total					5509
	21-Oct	22-Oct	23-Oct	24-Oct	25-Oct		28-Oct	29-Oct	30-Oct	31-Oct	1-Nov	October Monthly Total					
Morning						Morning						408					
V1 (6:30)	1	5	3	0	2	V1 (6:30)	2	2	2	1							
V2 (6:45)	1	3	1	1	1	V2 (6:45)	0	4	3	6							
D1 (6:45)	2	3	1	1	1	D1 (6:45)	2	3	2	1							
V3 (7:30)	2	2	2	2	1	V3 (7:30)	2	1	2	2							
AM Total	6	13	7	4	5	AM Total	6	10	9	10	0						
Afternoon						Afternoon											
V1 (4:30)	1	3	2	2	4	V1 (4:30)	0	3	3	4							
D1 (4:30)	2	3	0	1	1	D1 (4:30)	2	3	1	1							
V2 (5:10)	5	5	4	1	1	V2 (5:10)	4	2	5	5							
V3 (5:45)	1	1	1	1	1	V3 (5:45)	0	0	1	0							
PM Total	9	12	7	5	7	PM Total	6	8	10	10	0						
Daily Total	15	25	14	9	12	Daily Total	12	18	19	20	0						
Weekly Total					75	Weekly Total					69						
Program Total					5584	Program Total					5653						

SOLANO MOBILITY EXPRESS VANPOOL RIDERSHIP DATA FOR NOVEMBER

November 2024 - Express Vanpool Ridership Data																	
	28-Oct	29-Oct	30-Oct	31-Oct	1-Nov		4-Nov	5-Nov	6-Nov	7-Nov	8-Nov		11-Nov	12-Nov	13-Nov	14-Nov	15-Nov
Morning						Morning						Morning					
V1 (6:30)					1	V1 (6:30)	3	5	4	4	2	V1 (6:30)	1	6	2	1	5
V2 (6:45)					2	V2 (6:45)	3	3	3	3	1	V2 (6:45)	1	2	4	4	3
D1 (6:45)					2	D1 (6:45)	3	2	3	1	2	D1 (6:45)	0	4	4	1	2
V3 (7:30)					1	V3 (7:30)	1	2	2	3	1	V3 (7:30)	0	1	2	5	1
AM Total	0	0	0	0	6	AM Total	10	12	12	11	6	AM Total	2	13	12	11	11
Afternoon						Afternoon						Afternoon					
V1 (4:30)					0	V1 (4:30)	1	4	4	3	0	V1 (4:30)	0	3	2	5	1
D1 (4:30)					1	D1 (4:30)	2	2	2	1	1	D1 (4:30)	0	2	2	1	1
V2 (5:15)					4	V2 (5:10)	1	1	6	1	1	V2 (5:10)	0	3	4	5	6
V3 (5:45)					2	V3 (5:45)	1	1	1	1	2	V3 (5:45)	0	1	2	2	2
PM Total	0	0	0	0	7	PM Total	5	8	13	6	4	PM Total	0	9	10	13	10
Daily Total	0	0	0	0	13	Daily Total	15	20	25	17	10	Daily Total	2	22	22	24	21
Weekly Total					13	Weekly Total					87	Weekly Total					91
Program Total					5666	Program Total					5753	Program Total					5844
	18-Nov	19-Nov	20-Nov	21-Nov	22-Nov <td></td> <th>25-Nov</th> <th>26-Nov</th> <th>27-Nov</th> <th>28-Nov</th> <th>29-Nov<td colspan="6">November Monthly Total</td></th>		25-Nov	26-Nov	27-Nov	28-Nov	29-Nov <td colspan="6">November Monthly Total</td>	November Monthly Total					
Morning						Morning						311					
V1 (6:30)	3	5	3	2	3	V1 (6:30)	2	3	0	0	0						
V2 (6:45)	3	4	2	3	3	V2 (6:45)	2	3	0	0	0						
D1 (6:45)	3	3	1	1	0	D1 (6:45)	2	0	0	0	0						
V3 (7:30)	1	1	2	2	1	V3 (7:30)	1	2	2	0	0						
AM Total	10	13	8	8	7	AM Total	7	8	2	0	0						
Afternoon						Afternoon											
V1 (4:30)	3	2	2	4	2	V1 (4:30)	2	2		0	0						
D1 (4:30)	3	2	0	1	0	D1 (4:30)	0	0		0	0						
V2 (5:10)	2	8	5	4	3	V2 (5:10)	4	2		0	0						
V3 (5:45)	1	0	1	1	1	V3 (5:45)	1	1		0	0						
PM Total	9	12	8	10	6	PM Total	7	5	0	0	0						
Daily Total	19	25	16	18	13	Daily Total	14	13	2	0	0						
Weekly Total					91	Weekly Total					29						
Program Total					5935	Program Total					5964						

SOLANO MOBILITY EXPRESS VANPOOL RIDERSHIP DATA FOR DECEMBER

December 2024 - Express Vanpool Ridership Data																	
	2-Dec	3-Dec	4-Dec	5-Dec	6-Dec		9-Dec	10-Dec	11-Dec	12-Dec	13-Dec		16-Dec	17-Dec	18-Dec	19-Dec	20-Dec
Morning						Morning						Morning					
V1 (6:30)	4	4	3	3	3	V1 (6:30)	6	3	3	2	5	V1 (6:30)	2	4	1	1	2
V2 (6:45)	1	5	4	5	3	V2 (6:45)	0	3	5	3	2	V2 (6:45)	3	5	2	2	0
D1 (6:45)	3	3	2	1	2	D1 (6:45)	1	2	1	1	0	D1 (6:45)	2	2	1	1	1
V3 (7:30)	1	2	1	2	1	V3 (7:30)	2	2	1	1	1	V3 (7:30)	1	2	2	1	1
AM Total	9	14	10	11	9	AM Total	9	10	10	7	8	AM Total	8	13	6	5	4
Afternoon						Afternoon						Afternoon					
V1 (4:30)	0	2	3	3	1	V1 (4:30)	1	1	1	1	1	V1 (4:30)	0	2	3	2	0
D1 (4:30)	3	2	1	1	1	D1 (4:30)	1	2	1	1	0	D1 (4:30)	3	3	0	1	1
V2 (5:15)	4	7	6	4	2	V2 (5:10)	5	7	4	0	3	V2 (5:10)	4	4	3	2	4
V3 (5:45)	0	1	0	1	0	V3 (5:45)	0	1	0	1	1	V3 (5:45)	1	0	0	1	1
PM Total	7	12	10	9	4	PM Total	7	11	6	3	5	PM Total	8	9	6	6	6
Daily Total	16	26	20	20	13	Daily Total	16	21	16	10	13	Daily Total	16	22	12	11	10
Weekly Total					95	Weekly Total					76	Weekly Total					71
Program Total					6059	Program Total					6135	Program Total					6206
	23-Dec	24-Dec	25-Dec	26-Dec	27-Dec		30-Dec	31-Dec	1-Jan	2-Jan	3-Jan	December Monthly Total					
Morning						Morning						282					
V1 (6:30)	1	0	0	2	3	V1 (6:30)	1	2									
V2 (6:45)	0	0	0	0	0	V2 (6:45)	0	0									
D1 (6:45)	1	0	0	2	2	D1 (6:45)	0	0									
V3 (7:30)	0	1	0	1	1	V3 (7:30)	0	1									
AM Total	2	1	0	5	6	AM Total	1	3	0	0	0						
Afternoon						Afternoon											
V1 (4:30)	1	0	0	1	1	V1 (4:30)	2	0									
D1 (4:30)	0	1	0	1	1	D1 (4:30)	0	0									
V2 (5:10)	1	0	0	2	3	V2 (5:10)	3	2									
V3 (5:45)	0	0	0	1	0	V3 (5:45)	0	2									
PM Total	2	1	0	5	5	PM Total	5	4	0	0	0						
Daily Total	4	2	0	10	11	Daily Total	6	7	0	0	0						
Weekly Total					27	Weekly Total					13						
Program Total					6233	Program Total					6246						

Solano Express Guaranteed Ride (Based on Invoice)													
2022					2023					2024			
Month	# Rides	Cost	# Riders		Month	# Rides	Cost	# Riders		Month	# Rides	Cost	# Riders
N/A					January	333	\$12,547.41	103		January	494	\$18,923.65	158
N/A					February	339	\$12,880.77	100		February	513	\$21,384.16	155
N/A					March	319	\$12,503.24	97		March	644	\$27,914.64	189
N/A					April	236	\$8,851.88	87		April	565	\$25,860.39	181
N/A					May	220	\$8,538.91	75		May	549	\$24,630.42	183
N/A					June	281	\$11,224.55	95		June	549	\$25,089.28	181
N/A					July	332	\$12,917.23	119		July	514	\$24,403.93	180
N/A					August	315	\$12,524.57	117		August	528	\$25,202.74	176
September	28	\$1,039.67	15		September	406	\$16,615.17	132		September	545	\$25,155.14	184
October	136	\$5,101.41	49		October	392	\$16,391.97	146		October	574	\$25,978.17	191
November	203	\$9,376.43	66		November	386	\$15,211.45	130		November	575	\$26,886.99	200
December	270	\$11,214.70	77		December	512	\$21,842.83	162		December	653	\$30,922.29	223
TOTAL	637	\$26,732.21		TOTAL	4071	\$162,049.98		TOTAL	6,703	\$302,350.80			
TO DATE # RIDES: 11,411 COST: \$491,132.99													

Benicia Lyft Ridership by Fiscal Year

	No of Trips 19/20	No of Trips 20/21	No of Trips 21/22	No of Trips 22/23	No of Trips 23/24	No of Trips (Q1 & Q2)
Veteran's Corp. DBA Yellow Cab	555	281	12	233	281	129
Lyft \$3	439	179	59	295	927	437
Lyft \$4	16	2	3	221	331	126
Benicia \$5			240	1335	4754	3710
Total Trips	1010	462	314	2084	6293	4364

	Cost 19/20	Cost 20/21	Cost 21/22	Cost 22/23	Cost 23/24	Cost (Q1 & Q2)
Veteran's Corp. DBA Yellow Cab	\$ 7,910.00	\$ 3,964.00	\$ 2,662.00	\$ 3,897.00	\$ 3,559.03	\$ 1,419.00
Lyft \$3	\$ 3,613.14	\$ 1,359.63	\$ 2,106.87	\$ 2,254.84	\$ 5,681.54	\$ 4,235.75
Lyft \$4	\$ 85.48	\$ 8.99	\$ 59.52	\$ 1,166.66	\$ 2,643.33	\$ 898.22
Benicia \$5			\$ 2,794.13	\$ 8,691.31	\$ 31,307.68	\$ 27,530.87
Total Cost	\$ 11,608.62	\$ 5,332.62	\$ 7,622.52	\$ 16,009.81	\$ 43,191.58	\$ 33,665.84

Suisun City Lyft Ridership by Fiscal Year

Program	FY 21-22	FY 22-23	FY 23-24	FY 24-25 (Q1 & Q2)
	No of Trips			
Lyft \$3	228	692	3288	3139
Lyft \$2	403	2842	6726	5802
Lyft \$1.50	35	252	769	637
Total Number of Trips	706	3786	10783	9578

Program	FY 21-22	FY 22-23	FY 23-24	FY 24-25 (Q1 & Q2)
	Costs			
Lyft \$3	\$3,194.20	\$ 8,868.37	\$ 39,949.47	\$ 40,588.10
Lyft \$2	\$4,662.97	\$25,309.28	\$ 56,956.15	\$ 49,980.93
Lyft \$1.50	\$ 558.03	\$ 3,775.00	\$ 9,454.90	\$ 6,376.10
Total Costs	\$8,415.20	\$37,952.65	\$106,360.52	\$ 96,945.13

STA Connected Mobility Implementation Plan Guidelines, Performance Measures, & Benchmarks Goals and Objectives

Solano Mobility Vanpool Program: The program should sustain 90% of its existing vanpools annually, grow at least five vanpools per year, and be managed, funded, operated, marketed, priced, and evaluated in adherence to industrywide best practices.

Solano Mobility's Vanpooling is oriented to provide transportation to work services to individuals who live at least 15 miles from their workplaces. To ensure its effectiveness, the program must be administered in a way that aligns with the industrywide standards generally recognized as encouraging success. Currently the program is partnered with Commute by Enterprise to provide outreach support and additional subsidies to Solano County employers. Key program aspects include:

- Ensuring broad service coverage with an established, consistent turnkey agreement process between STA and long-serving contractors and vendors.
- Establishing meeting structures that encourage collaboration and idea-sharing between contractors and vendors.
- Ensuring strategic oversight of program services and delivery and clear definition of agency and vendor responsibilities.
- Delivering consistent program administration with clear billing/invoicing, outreach, and customer service practices.
- Maintaining a single source of vanpooling information that is easily communicated, marketed, and promoted to customers, and that enhances public understandability of the program.
- Conducting incentive programs to encourage participation and use.
- Collecting program use data for performance monitoring purposes.

Evaluation Methodology:	Meets Criteria if:
Coordinate with Solano Mobility to review Vanpool program policies and processes.	Solano Mobility Vanpool program sustains 90% of existing vanpools annually, grows at least five vanpools per year, and meets the conditions listed above.
Relates to: MTC Task Force Recommendation #17	

Solano Mobility Guaranteed Ride Home Program: The program should be accessible to all Solano County employees, should be administered in adherence to industrywide best practices, and should meet the quantifiable service goals listed below.

Solano Mobility's Guaranteed Ride Home program provides a free ride home from workplaces for individuals who do not drive alone to work, serving as a lifeline for transit and other mobility program commuters and enabling greater access to the mobility system in general. To ensure its effectiveness, the program must be administered in a way that aligns with the industrywide standards generally recognized as encouraging success. Key program aspects and service goals include:

- Allowing all permanent part-time or full-time employees who work to or from Solano County eligibility to participate.

- Defining the qualifying emergency situations during which registered employees can request service.
- Defining the alternative transportation modes that registered employees must have used on the day of requested service to qualify the Guaranteed Ride Home reimbursement.
- Defining the extents of the service, including the types of trips eligible for reimbursement, trip maximum distances from Solano County employment locations, eligible expenses, and both annual and per-trip reimbursement amount limits.
- Administering a clear and accessible registration process, with registration forms available for completion and submission both online and via mail.
- Responding to initial program applications within two business days of application receipt.
- Responding to initial request for guaranteed ride home reimbursement within two business days of request receipt.
- Processing reimbursements to riders within 45 days of receiving the guaranteed ride home request.

Evaluation Methodology:	Meets Criteria if:
Coordinate with Solano Mobility to review Guaranteed Ride Home program policies and processes.	Solano Mobility Guaranteed Ride Home program meets the conditions listed above.
Relates to: MTC Task Force Recommendation #17	

Solano Mobility Bucks for Bikes Program: The program should be administered in adherence to industrywide best practices.

Solano Mobility's Bucks for Bikes program incentivizes bicycling as a mode of transportation for commuting to work by reimbursing a portion of the cost of a bicycle for any Solano County resident, employee, or college student who will use the bicycle for commuting purposes. To ensure its effectiveness, the program is administered in a way that aligns with industrywide standards generally recognized as encouraging success. Key aspects include:

- Clearly defining participant eligibility, program requirements, and program policies and procedures.
- Requiring participants to provide feedback in three surveys at three-month intervals after receiving the incentive.
- Encouraging Commute Solano on the Ride Amigos platform.
- An increase in program participation with participants from each city in the county.

Evaluation Methodology:	Meets Criteria if:
Coordinate with Solano Mobility to review Bucks for Bikes program policies and processes.	Solano Mobility Bucks for Bikes program meets the conditions listed above.
Relates to: MTC Task Force Recommendation #17	

DATE: April 11, 2025
TO: Solano County Intercity Transit Consortium
FROM: Debbie McQuilkin, Mobility Program Manager
RE: Solano Mobility Programs 3rd Quarter Report for FY 2024-25 for Veterans,
People with Disabilities, and Older Adults

Background:

The Solano County Mobility Management Program was developed in response to public input provided at two mobility summits held in 2009 and the Solano Transportation Study for Seniors and People with Disabilities completed in 2011. Mobility Management was identified as a priority strategy to address the transportation needs of seniors, people with disabilities, low income and transit dependent individuals in the 2011 study. On April 9, 2014, the Solano Transportation Authority (STA) Board unanimously adopted the Solano County Mobility Management Plan which included authorizing the STA to begin implementation of the four key priority elements identified in the 2014 Plan: Countywide In-Person American Disability Act (ADA) Eligibility and Certification Program, Travel Training, Senior Driver Safety Information, and the Solano Mobility One Stop Call Center.

Between 2017 and 2018, eight (8) additional mobility summits were held throughout Solano County to update the plan. Based on the findings obtained from this outreach, the Medical Trip Concierge Program (through GoGo Grandparent) was implemented to address the number 1 issue that came up at that time: a need for transportation to and from medical appointments. Findings also recommended a need for medical transportation for Solano County Veterans, with specific emphasis on getting to and from the Martinez VA Clinic. Based on these findings, the Medical Trip Concierge Program using GoGo Grandparent was implemented in 2019 and the Veterans' Mobility Program was implemented as a pilot program in April of 2022. STA additionally manages the Intercity Taxi Card Program, which transitioned from Solano County in February of 2015, and the SolTrans Local Taxi Program utilizing the PEX card. Both taxi programs require ADA eligibility.

Discussion:

Utilization of the Mobility Programs continues to grow based on increased outreach efforts by STA's Solano Mobility staff. For the purposes of this report, STA staff will provide a mid-year report on the following programs:

1. Travel Training
2. Countywide ADA In-Person Eligibility Program
3. Taxi Card Program utilizing the PEX Card
4. Medical Trip Concierge using GoGo Grandparent
5. Veterans Mobility Program
6. Faith in Action Volunteer Driver Program

Program highlights are listed below, and program details are included in Attachment A, "Solano Mobility Program Mid-Year Program Update for FY 2024-25" and Attachment B, "Solano Mobility Mid-Year Program Details for FY 2024-25".

The Solano Mobility Older Adults, People with Disabilities, and Veterans Program is staffed by two full-time and one part-time employee.

FY 2024-25 Outreach

- STA's mobility staff presented, attended or tabled at 15 locations throughout Solano County reaching a total of 2,621 individuals. This outreach specifically targets locations and organizations that serve or house Seniors, People with Disabilities and Veterans within our county.
- STA staff continues to engage the Solano County Paratransit Coordinating Council (PCC) members and the Consolidated Transportation Services Agency Advisory Committee (CTSA-AC) members for feedback and recommendations for program improvements. Both the PCC and the CTSA-AC advocate for the betterment of transportation and mobility for the Older Adult and Persons with Disabilities.

FY 2024-25 Goals

The main goal for this fiscal year is to continue extensive outreach to bring awareness of the Mobility Programs for Older Adults, People with Disabilities and Veterans to the community. New outreach staff will bring a fresh perspective to this activity. Staff will also explore funding opportunities that may be available to ensure the programs continue to provide the valuable services these residents have become used to receiving.

Performance Measures and Benchmarks

The STA Connected Mobility Implementation Plan Guidelines, Performance Measures, & Benchmarks (Attachment C) were approved and adopted by the STA Board on July 13, 2022, and are used to measure the effectiveness of these programs. These performance measures and benchmarks both support the recommendations of the Metropolitan Transportation Commission's (MTC) Blue Ribbon Transit Recovery Task Force and help STA staff determine the relevance and sustainability of the programs. STA staff has evaluated the Solano Mobility Programs for Older Adults, People with Disabilities and Veterans programs and determined that they meet the criteria as defined in the evaluation approach as approved by the STA Board.

Fiscal Impact:

The funding for these programs for FY2024-25 are as follows:

Medical Trip Concierge Program (GoGo): \$487,768

Intercity Taxi Card Program: \$545,000

ADA In-Person Eligibility Program: \$200,00

Countywide Travel Training Program: \$250,000

Faith In Action Volunteer Driver Program: \$45,000

These programs are funded by several sources: Transportation Development Act (TDA) funds, State Transit Assistance Funds (STAF), FTA 5310 funds, and Kaiser Northern California Community Benefit Grant Funding.

Recommendation:

Informational.

Attachments:

- A. Solano Mobility Program 3rd Quarter Program Update for FY 2024-25
- B. Solano Mobility 3rd Quarter Program Details for FY 2024-25
- C. STA Connected Mobility Implementation Plan Guidelines, Performance Measures, & Benchmarks Goals and Objectives

Solano Mobility Program 3rd Quarter Program Update for FY 2024-25

Travel Training Program

The Travel Training Program provides free training to help individuals learn to use public fixed route transit safely and confidently within Solano County and beyond. Training can be done individually, in a classroom setting or on group field trips. STA renewed the Travel Training contract with Independent Living Resources (ILR) for another 2 years. ILR has been the program contractor since the program was implemented in 2014.

- A total of 17 Travel Trainings (Individual, Field Trip and Classroom) were conducted in Q3.
- 9 presentations to 137 audience members were completed.
- 1,311 individuals received information during 27 Outreach activities.

Countywide In-Person Americans with Disabilities Act (ADA) Evaluations:

People unable to use fixed route public transit service because of a cognitive or physical disability can get evaluated to become ADA paratransit certified. Becoming certified allows access to services such as curb to curb paratransit and reduced taxi programs. STA contracted with Paratransit Inc., in July 2023 to conduct the ADA In-Person Evaluations.

- A total of 107 evaluations were conducted in the third quarter, bringing the total so far this FY to 330 evaluations.
- 45 of these were new clients/certifications, with 152 total new clients through Q3.
- In Person Interviews are being conducted.

Taxi Card Program utilizing the PEX Card:

The Intercity Taxi Card Program provides subsidized rides utilizing a pre-paid debit card to qualified ADA individuals for taxi rides between transit service areas. They can purchase in person or over the phone with Solano Mobility.

- 717 Intercity Taxi trips were taken in Q3 of FY2024-25. This brings the total trips taken so far in FY24-25 to 1,910. This is the same trip volume as was last FY at the same time.

Medical Trip Concierge Program (GoGo Grandparents):

This popular program provides subsidized Uber and Lyft rides through GoGo Grandparent, for Solano County residents (60+), ADA certified individuals and Veterans to get to and from medical appointments, within Solano County. The Gogo Grandparents Program total rides for this year well surpassed last year's number and continues to be one of the most popular Solano Mobility Programs.

- 18,812 rides were taken using the GoGo Programs. The program is on track to exceed the total usage from FY2023-24.
- 1,447 WAV rides were provided.

Veterans Mobility Program:

The Program, which began in April of 2022, allows veterans of any age to receive subsidized rides to medical appointments in Solano County as well as 3 locations in Contra Costa County:

- Martinez VA Clinic at 150 Muir Rd., Martinez, CA
- Med Evals (QTR Assessment Center) at 2280 Diamond Blvd., Ste. 520, Concord, CA
- The Hume Center at 1333 Willow Pass Rd., Concord, CA

The Veterans Mobility program started off slowly. However, with extensive outreach throughout the county, the program has begun to grow.

- 332 rides were provided to Veterans through the first three quarters of this FY. This is double the number of rides taken through the first half of this FY, but still a decrease from last year at this time, which was 387 rides taken.
- *The statistics for this program are shown separately but also incorporated into the total of the main GoGo data on Attachment A.*

Faith In Action Volunteer Driver Program:

Faith in Action (FIA) provides a volunteer driver transportation service for Solano County seniors 60 years and older. The contract between STA and FIA is to provide transportation services to older adults chronically ill and people with disabilities who are County Medical Services Programs (CMSP) eligible and/or Medi-Cal eligible to medical and Medi-Cal related appointments.

At the time of this reporting, data for March 2025 had not been received by STA staff.

- FIA provided 100 rides in January and February of FY2024-25

Solano Mobility Third Quarter Program Details for FY2024-25

Travel Training FY Comparison by Category

Travel Training Yearly Comparison							
	FY 18-19	FY19-20	FY20-21	FY21-22	FY22-23	FY23-24	FY24-25 *
Individual Trainings	107	49	52	56	57	16	2
Group/Classroom Trainees	33	82	0	8	68	62	6
Field Trip Totals	26	16	2	18	14	15	6
Field Trip Trainees	142	83	13	97	74	134	33
Presentations Total	68	20	1	15	16	21	24
Audience Members	663	534	8	112	426	562	722
Outreach Activities	294	98	33	17	32	37	51
Number of People Reached	4494	1480	239	817	2295	1782	2781

*FY24-25 Column represents totals through March 2025 only

ADA Eligibility Results FY Comparison by Eligibility

ADA Eligibility Program FY24-25 Mid-Year Stats							
	FY18-19	FY19-20	FY20-21	FY21-22	FY22-23	FY23-24	FY 24-25*
Unrestricted	877	590	516	619	576	389	261
Conditional	76	53	47	35	56	45	51
Trip-by-trip	2	11	6	1	4	0	
Temporary	56	19	13	19	31	12	7
Denied	13	6	7	0	1	37	11
Totals	1024	679	589	674	668	483	330

*FY24-25 Column represents totals through March 2025 only

Intercity Taxi Card Program FY Comparison by Month

	FY18-19	FY19-20	FY20-21	FY21-22	FY22-23	FY23-24	FY24-25*
Month	Taxi and PEX	Taxi and PEX	PEX	PEX	PEX	PEX	PEX
July	560	413	267	240	278	186	193
August	824	482	262	316	298	203	233
September	678	408	289	347	286	197	207
October	824	452	259	266	238	185	200
November	588	455	260	249	240	191	189
December	703	500	292	253	216	176	171
January	447	516	269	299	274	265	247
February	564	460	262	296	277	238	228
March	741	346	318	313	284	268	242
April	550	203	303	263	311	257	0
May	653	259	273	273	247	282	0
June	489	251	260	355	259	237	0
Totals:	7,621	4745	3314	3470	3208	2685	1,910

*FY24-25 Column represents totals through March 2025 only

GoGo Program Trips FY Comparison by Month

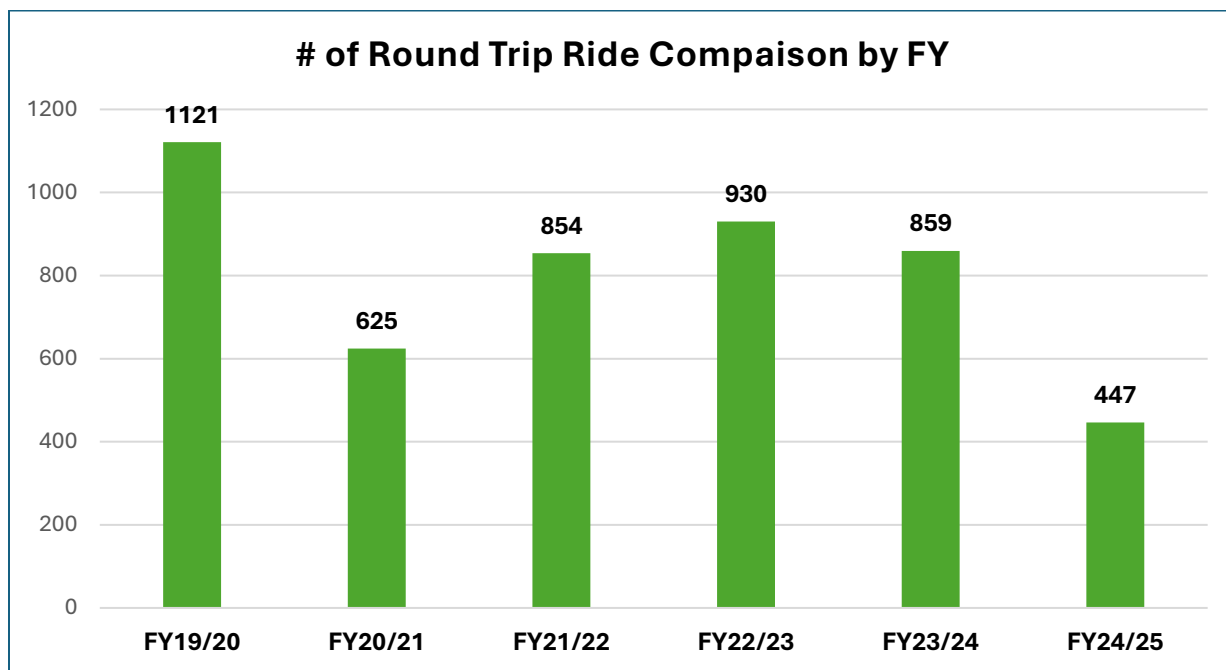
GoGo Program Trips FY Comparison							
Month	FY18-19	FY19-20	FY20-21	FY21-22	FY22-23	FY23-24	FY24-25*
July	0	491	240	529	812	1194	1851
August	0	894	146	558	848	1452	2257
September	0	740	228	624	865	1433	2158
October	0	809	494	662	935	1516	2372
November	0	277	389	698	855	1597	2109
December	0	273	430	663	871	1650	2082
January	0	282	464	768	865	1621	2372
February	0	264	425	716	965	1695	1032
March	0	155	549	784	1163	1873	2579
April	3	83	505	746	1049	2055	0
May	90	178	462	752	1153	2189	0
June	304	267	504	795	1167	2041	0
Totals	397	4,713	4,836	8,295	11,548	20,316	18,812

*FY24-25 Column represents totals through March 2025 only

Veterans Program and Wheelchair Accessible Vehicle (WAV) Rides Through
GoGo

Veterans Program and WAV (NEMT) Rides						
Month	Veterans			WAV/NEMT		
	FY22-23	FY23-24	FY24-25*	FY22-23	FY23-24	FY24-25*
July	17	13	33	0	98	252
August	7	7	17	0	143	212
September	8	44	30	0	178	126
October	21	95	37	0	178	162
November	5	114	8	0	194	142
December	7	116	39	0	154	19
January	4	140	50	0	180	156
February	4	122	60	0	194	190
March	0	125	58	2	176	188
April	11	113	0	32	242	0
May	8	85	0	98	240	0
June	16	66	0	69	208	0
Totals	108	1,040	332	201	2,185	1,447

Faith in Action Volunteer Driver Program



*FY24-25 Column represents totals through February 2025 only

STA Connected Mobility Implementation Plan Guidelines, Performance Measures, & Benchmarks Goals and Objectives

1. Travel Training:

STA's Travel Training program continues to be popular with the public. The trainers go to various locations such as Adult Day Programs, Senior Centers and Senior Living Communities in an effort to reach those individuals who could most benefit.

- Based on the STA Connected Mobility Implementation Plan Guidelines, Performance Measures, & Benchmarks goals and objectives, Solano Mobility's Travel Training program currently provides educational resources and direct training for individuals using public transit and other county mobility programs. To ensure its effectiveness, the program must cover industrywide standard elements of educational content, which are considered essential for successful travel training. These topics include:
 - Understanding trip planning software
 - Reading route maps and schedules
 - Locating transit stops
 - Flagging-down buses, where applicable
 - Calculating and paying fares
 - Obtaining and using transit passes
 - Recognizing when the desired stop has been reached.
 - Indicating to bus drivers when to stop
 - Obtaining service updates
 - Using mobility devices safely on vehicles
 - Determining if a vehicle is equipped with mobility devices.
 - Completion of training is determined by the trainee being able to travel safely and independently.

Evaluation Methodology:	Meets Criteria if:	Result of Evaluation:
Coordinate with Solano Mobility to review Travel Training course content and overall curriculum.	Solano Mobility Travel Training program covers the education topics listed above and provides at least two trainings per month.	The Travel Training program meets these criteria.

2. Countywide In-Person Americans with Disabilities Act (ADA) Evaluations:

STA contracted with Paratransit Inc., in July 2023 to conduct the ADA In-Person Evaluations. Paratransit Inc. officially began conducting in-person evaluations throughout the County in September.

- Based on the STA Connected Mobility Implementation Plan Guidelines, Performance Measures, & Benchmarks goals and objectives, Solano County should offer a clear, understandable, and accessible ADA eligibility program that is standardized for use by all county residents, regardless of their jurisdiction of

residence. To ensure that the Countywide In-Person Americans with Disabilities Act (ADA) Evaluations program is effective, management of the process should adhere to various industrywide best practices. These include:

- Accommodating accessibility as a part of the ADA assessment process, with various accessible over-the-phone and online opportunities available.
- Issuing clear communications about the program and about all accessible transportation services offered, with information that is readily available, issued in accessible formats and in relevant foreign languages, and easily understandable.
- Accommodating applicant needs by providing transportation to and from interviews and functional assessments, as well as interpretation in sign language.
- Administering interviews and assessments effectively, with ample time provided for applicants to complete necessary processes, adequately preparing applicants for these sessions, and allowing applicants to provide consent for information collection.
- Effectively communicating eligibility decisions by providing responses listing applicant name, agency name, eligibility status, agency contact information, any conditions that may be placed on an individual's eligibility, an eligibility expiration date if applicable, and information about how to appeal the decision.

Evaluation Methodology:	Meets Criteria if:	Result of Evaluation:
Coordinate with STA to review existing ADA eligibility processes in Solano County.	Solano County's ADA eligibility program is available and standardized on a countywide basis and meets the conditions listed above.	The Countywide In-Person Americans with Disabilities Act (ADA) Evaluations program meets the criteria.

3. Taxi Card Program utilizing the PEX Card:

- Based on the STA Connected Mobility Implementation Plan Guidelines, Performance Measures, & Benchmarks goals and objectives, the program should adhere to industrywide best practices that ensure service quality, stakeholder participation, and safety compliance. Solano Mobility's ITX Card program enables qualified ADA-certified Solano County residents, including veterans, to use local taxis as a form of paratransit, accommodating subsidized rides between separate jurisdictions/transit service areas. To ensure its effectiveness, the program must be administered in a way that aligns with the industrywide standards generally recognized as encouraging success. Key program aspects include:
 - Ensuring quality services from taxi companies with an established agreement/commitment from taxi company owners or managers to provide optimal service to ADA paratransit customers, defined customer service standards, an extensive and meaningful driver training program, sufficient driver compensation that is processed in a timely manner, a complaint processing and response program, and ongoing performance monitoring.
 - Maintaining regular communications between Solano Mobility, taxi company management, taxi drivers, and customers that establish a good working relationship between all involved parties and mutually benefits all stakeholders.

- Participating with multiple taxi providers and allowing riders to select their provider of choice.
- Ensuring taxi company and driver compliance with regulations.
- Responding to valid complaints within 48 hours of complaint receipt.

Evaluation Methodology:	Meets Criteria if:	Result of Evaluation:
Coordinate with Solano Mobility to review ITX Card program policies and processes.	Solano Mobility ITX Card program meets the conditions listed above.	The Intercity Taxi Card Program meets the criteria.

4. Medical Trip Concierge Program (GoGo Grandparents):

The Gogo Grandparents Program continues to grow in participation. The 1st Quarter of this FY is 35% above the usage for the same timeframe last year.

- Based on the STA Connected Mobility Implementation Plan Guidelines, Performance Measures, & Benchmarks goals and objectives, the service should be available for use by older adults countywide, including veterans, and should adhere to industrywide best practices. Solano County's Older Adults Medical Trip Concierge Service should be oriented for access by all older adult residents in the county, including veterans, regardless of their jurisdiction of residence. To ensure that the program is effective, management and delivery of the service should adhere to various industrywide best practices. These include:
 - Adequately informing recipients and other stakeholders about the availability of the service, eligibility for use, the service authorization process, and how to access the service. This should include a variety of informational materials for distribution that accommodates Limited English Proficiency (LEP) individuals.
 - Operating a toll-free telephone contact center that allows recipients to request services. The contact center should accommodate recipients with disabilities and/or who are hearing impaired.
 - Managing the program to ensure that cost-effective and appropriate services are delivered, with collection and distribution of monthly trip level data reports that indicate performance levels.
 - Coordinating with local stakeholders to maximize service cost-effectiveness and quality. This includes collaboration with public transit programs, public welfare programs, and aging services where appropriate, and linkages/integrations with existing older adult medical transportation services.
 - Verifying recipient eligibility and need in a clear and standardized way, with a clearly-defined and mutually-accessible application process.

Evaluation Methodology:	Meets Criteria if:	Result of Evaluation:
Coordinate with STA to review the existing management and administration process for the Older Adults Medical Trip Concierge Service.	Solano County's Older Adults Medical Trip Concierge Service is available to older adults countywide, including veterans, and meets the conditions listed above.	The Medical Trips Concierge program meets the criteria.

THIS PAGE INTENTIONALLY LEFT BLANK.



DATE: April 17, 2025
TO: Solano County Intercity Transit Consortium
FROM: Ron Grassi, Director of Programs
Lorene Garrett, Transit Mobility Coordinator I
April Wells, Program Coordinator II
Julie Davidson, Customer Service Representative II
RE: Solano Community College (SCC) Falcon Flyer Vanpool Pilot Program Update

Background:

In November of 2024 the Solano Community College District (SCCD) asked STA to partner in piloting an Intercampus Vanpool Program to connect the Vacaville, Fairfield, and Vallejo campuses. Providing intercampus transportation is a critical need and one of the major initiatives of the college's three-year Student Equity and Achievement Plan. This initiative will assist students with transportation challenges, allowing them to stay engaged and graduate in a timely manner by providing access to courses at campuses outside their home location. In addition, the vanpool will facilitate student access to essential resources and participation in extra-curricular activities across campuses.

STA staff collaborated with SCCD staff and SHARE Mobility to develop a pilot program modeled on STA's Solano Mobility Express Vanpool Pilot launched in 2023. The SCC pilot will run for fourteen months to measure student ridership and identify the best approach for a permanent program. A soft start launched April 14, 2025, the Monday after spring break. This first phase will run until May 22, 2025, with the pilot continuing during the subsequent summer, fall, and spring semesters through June 30, 2026.

Two 8-passenger vans with wheelchair accessibility travel from the Vacaville and Vallejo campus (one van traveling to and from both campuses) to the Fairfield campus and return Monday – Friday during a four hour block each morning and afternoon/early evening. The vans are driven by professional drivers. Students are encouraged to sign up to receive a QR code to board. The code will be used to track ridership. However, walk-ons with student ID will also be permitted with walk-on ridership tracked manually. First and last van pickup times will be posted, and throughout the day students will be able to access a dashboard to determine van location and plan their rides. Ridership, revenue hours, vehicle miles traveled, travel times, costs, and program performance will be assessed throughout the pilot to determine program effectiveness. The length of the time block, travel days, travel times, and number of vans will be evaluated and may be adjusted to meet student demand. The vans will be located on the SCC campus and may occasionally be used for field trips/special events. In these instances, the vans will also be driven by professional drivers. SCC has branded and wrapped the vans. The estimated cost for the pilot program is ~\$104/hour.

Discussion:

On March 10th, the vanpool supported a special event, transporting students from the Vallejo campus to the Automotive Technology Campus (ATEC) at the request of SCC. There were 18 riders during the four hour event with 67 vehicle miles traveled.

The soft launch of the program occurred on April 14th. One van traveled between the Vacaville and Fairfield campus. The second van traveled between the Vallejo, ATEC and Fairfield campus. Routes were completed from 7:30 am to 10:45 am and from 2:30 pm and 5:45 pm. There were four rides and three riders during the first week with eighteen individuals signing up for the vanpool pilot.

Fiscal Impact:

No impact to STA's budget. The pilot program is funded by SCCD's Student Equity and Achievement Program.

Recommendations:

Informational.

Attachment

- A. Solano Community College Falcon Flyer
- B. SCC Launch Photos

Falcon Flyer

Ride Free



FREE BUS RIDES FOR STUDENTS VALID ON THE NEW FALCON FLYER TEST- PILOT VANPOOL

What is the Falcon Flyer?

The Falcon Flyer is a free intercampus shuttle service for Solano Community College students, staff, and faculty traveling between the Fairfield, Vacaville, and Vallejo/ATEC campuses.

The Falcon Flyer is a
partnership between:



How to ride:

- Scan the QR code below to sign up with SCC Share Mobility (or visit scc.sharemobility.com)
- Log in to your account, and under *Profile*, you'll find your QR code boarding pass
- Show your QR Code pass when boarding the bus.

REAL-TIME ROUTE TRACKING

Vacaville → Fairfield



Vallejo/ATEC → Fairfield



**Create your SCC Share Mobility
rider account today!**

Questions? solanocollege.org/falconflyer



Route	First Departure (to Fairfield Campus)	Last Departure (from Fairfield Campus)
Morning Route	7:30 AM	10:45 AM
Afternoon Route	2:30 PM	5:45 PM

Questions? solanocollege.org/falconflyer



THIS PAGE INTENTIONALLY LEFT BLANK.



DATE: April 18, 2025
TO: Solano County Intercity Transit Consortium
FROM: Dulce Jimenez, Assistant Planner
RE: Upcoming Solano County Congestion Management Program (CMP) 2025 Report Update

Background:

The Solano Transportation Authority (STA), as the Congestion Management Agency (CMA) for Solano County, is responsible for maintaining and implementing the Solano County Congestion Management Program (CMP). The CMP is a planning tool used to monitor and mitigate congestion on state-owned roadways as well as local arterials with the ultimate goal of lessening congestion or avoiding it together.

The Metropolitan Transportation Commission (MTC), as the regional Transportation Planning Agency for the Bay Area Region, is responsible for coordinating and approving the CMPs from each of the Bay Area counties that have CMPs. Guidelines for the CMP updates are generally developed before each update cycle by MTC; with the latest guidelines adopted in April 2025. Subsequently, the last CMP report completed for Solano County was developed in 2023 and can be downloaded directly from the STA website at: [Final-2023-CMP-Report_v1.pdf](#)

Discussion:

The CMP report is typically updated biannually with the information assessing how the CMP network is performing based on updated Capital Improvement Program (CIP) information, traffic counts, and transit information.

STA staff is proposing to commence the effort of updating the 2025 Solano County CMP Report utilizing MTC's latest guidelines. As part of this report, STA staff will be engaging with the transit operators to update the transit and ridership information that is captured under Chapter 3 of the CMP Report. In addition to coordinating with the transit operators, STA will be engaging with public works staff through the Model TAC to keep them apprised of changes to the report and parallel work to capture the Level of Service for the Congestion Management Program (CMP) Network, which will be captured as part of the parallel work to update the base year of the Solano-Napa Activity Based Model.

The deadline to complete the 2025 CMP Report is October 31, 2025.

This information item was presented to the STA TAC at their meeting on March 26, 2025, as an informational item.

Fiscal Impact:

Funding for the CMP update is currently in the STA Budget utilizing OBAG 3 planning funds.

Recommendation:

Informational.

THIS PAGE INTENTIONALLY LEFT BLANK.



DATE: April 17, 2025
TO: Solano County Intercity Transit Consortium
FROM: Brandon Thomson, Senior Transit Mobility Coordinator
RE: Napa Valley Transportation Authority (NVTa) Vine 21 Third Quarter Report for FY 2024-25

Background:

State Route (SR) 12 Jameson Canyon carries approximately 30,000 motorists daily, in either direction, between the southern Napa Valley and the Fairfield/Suisun City areas on a daily basis. Many of the motorists using this segment of SR 12 live in Solano County and work in Napa County.

In January 2006, STA and NVTa conducted a SR 12 Transit Study that identified the opportunity for transit service along this corridor. In 2014, STA, Napa County Transportation and Planning Agency (now Napa Valley Transportation Authority) and Caltrans completed the widening of SR 12 Jameson Canyon from I-80 in Solano to SR 29 in Napa which provides a safer corridor connecting the two counties. STA and Napa Valley Transportation Authority (NVTa), anticipating the improvements to SR 12 Jameson Canyon, co-sponsored a state grant application for bus service along SR 12 Jameson Canyon connecting the counties of Napa and Solano in 2013.

In July 2013, after receiving the Caltrans grant, NVTa, with the concurrence of STA, started operating VINE 21 Express Bus service between the Soscol Gateway Transit Center located in Downtown Napa, the Fairfield Transportation Center, and the Suisun City Train Depot. This included both NVTa and STA providing some matching funds in support of the grant. Prior to 2013, there was no transit service along this corridor.

Discussion:

At the request of the STA and the Solano County Intercity Transit Consortium, NVTa has been furnishing the STA with the service statistics for NVTa's Vine 21. NVTa has submitted their FY 2024-25 Third Quarter report for review by the Consortium, TAC, and the STA Board (Attachment A). Based upon the information submitted, Vine 21 operates at \$115 per revenue hour, and the subsidy per passenger trip is \$56.00. The table below shows where Vine 21 is compared to the estimated yearly projections. A percentage of 75% would indicate that the estimate is meeting the budgeted actual. A summary of the FY 2024-25 Year-end report is presented below.

FY 2024-25	Vine 21
Cost	67%
Revenue Hours	75%
Fares	54%
Ridership	55%
FareBox Recovery Ratio	5%

Recommendation:

Informational.

Attachment:

A. Vine 21 FY 2024-25 Third Quarter Report

ATTACHMENT A

NVTA Vine 21

FY 2024-25 Budget vs Estimated or Actual Cost

Intercity Route	FY 24-25 Annual Budget Expenses	First Quarter Ending Sept. 30		Second Quarter Ending Dec. 31		Third Quarter Ending Mar. 31		Fourth Quarter Ending June 30		TOTAL	
		Actual	% of Budget	Actual	% of Budget	Actual	% of Budget	Estimate	% of Budget	Estimate or Actual	% of Budget
Vine 21	\$ 818,237	\$ 181,516	22.2%	\$ 183,106	22.4%	185,218	22.6%		0.0%	\$ 549,841	67.2%

NVTA Vine 21

FY 2024-25

Intercity Route	FY 24-25 Budget Revenue Hours	First Quarter Ending Sept. 30		Second Quarter Ending Dec. 31		Third Quarter Ending Mar. 31		Fourth Quarter Ending June 30		TOTAL	
		Actual	% of Budget	Actuals	% of Budget	Actual	% of Budget	Actual	% of Budget	Actual	% of Budget
Vine 21	6,375	1,605	25.2%	1,596	25.0%	1,575	24.7%		0.0%	4,776	74.9%

SOLANO EXPRESS

NVTA

Vine 21

Intercity Route	FY 24-25 Annual Budget Fares	First Quarter Ending Sept. 30		Second Quarter Ending Dec. 31		Third Quarter Ending Mar. 31		Fourth Quarter Ending June 30		TOTAL	
		Actual	% of Budget	Actual	% of Budget	Actual	% of Budget	Actual	% of Budget	Actual	% of Budget
Vine 21	\$ 48,844	\$ 9,028	18.5%	\$ 9,815	20.1%	7,706	15.8%		0.0%	\$ 26,548	54.4%

FY 2024-25 Budget vs Estimated or Actual Ridership

Intercity Route	FY 24-25 Annual Budget Ridership	First Quarter Ending Sept. 30		Second Quarter Ending Dec. 31		Third Quarter Ending Mar. 31		Fourth Quarter Ending June 30		TOTAL	
		Actual	% of Budget	Actual	% of Budget	Actual	% of Budget	Actual	% of Budget	Actual	% of Budget
Vine 21	18,090	3,484	19.3%	3,379	18.7%	3,001	16.6%		0.0%	9,864	54.5%

THIS PAGE INTENTIONALLY LEFT BLANK.



DATE: April 18, 2025
TO: Solano County Intercity Transit Consortium
FROM: Kristina Botsford, SolTrans
RE: Solano Express 3rd Quarter Report for FY 2024-25

SolTrans will provide verbal report at the meeting.

THIS PAGE INTENTIONALLY LEFT BLANK.



DATE: April 18, 2025
TO: Solano County Intercity Transit Consortium
FROM: Kristina Botsford, SolTrans
RE: Solano Express Performance Report

SolTrans will provide verbal report at the meeting.

THIS PAGE INTENTIONALLY LEFT BLANK.



DATE: April 18, 2025
TO: Solano County Intercity Transit Consortium
FROM: Kristina Botsford, SolTrans
RE: Update on COA Outreach Efforts

SolTrans will provide a verbal report at the meeting.

THIS PAGE INTENTIONALLY LEFT BLANK.



DATE: April 29, 2025
TO: STA Board
FROM: Sean Person, Legislative Assistant
RE: Legislative Update

Background:

Each year, STA staff monitors state and federal legislation that pertains to transportation and related issues. On January 8, 2025, the STA Board approved its 2025 Legislative Platform to provide policy guidance on transportation legislation and the STA's legislative activities during 2025.

Monthly legislative updates are provided by STA's state and federal lobbyists and are attached for your information (Attachments A and B). An updated Legislative Bill Matrix listing state bills of interest is available at: <https://sta.ca.gov/operations/legislative-program/current/>

Discussion:

The STA continues to sponsor Assembly Bill 697 (AB 697). Which was introduced to the California State Legislature by Assemblymember Lori Wilson (D-11). This piece of legislation would enable State Route 37 corridor improvements to advance in the most cost-effective and environmentally beneficial manner by permitting the projects under the California Endangered Species Act (CESA) process for authorized take of fully protected species.

California State Senator Scott Weiner (D-11) and Senator Jesse Arreguín (D-7) introduced Senate Bill 63 (SB 63) to the California State Legislature. This bill aims to prevent the decline of public transit in the Bay Area by authorizing a sales tax measure in up to five counties. The generated funds would support services like BART and Muni, which face potential service reductions without additional funding.

State Legislative Update (Shaw/Yoder/Antwih/Schmelzer/Lange):

As of March 2025, in the first year of the 2025-2026 Legislative Session, around 2,350 bills have been introduced in the State Legislature. Many started as "spot" bills, requiring amendments before policy committee review. The Assembly's amendment deadline was March 17, and the Senate's is March 26. Substantive changes have already been made to many bills, with more expected. Policy committees must review bills with a fiscal impact by May 2 and non-fiscal bills by May 9. For more key deadlines, refer to the 2025 Legislative Calendar.

STA is continuing to support AB 697 (Wilson) to facilitate cost-effective and environmentally beneficial improvements to the SR 37 corridor by authorizing the California Endangered Species Act process. The bill has support from multiple transportation and business organizations and will be reviewed by the Assembly Water, Parks, and Wildlife Committee in late April.

A proposal to generate additional revenue for Bay Area public transit is taking shape through SB 63 (Wiener and Arreguín). Initially covering Alameda, Contra Costa, and San Francisco counties, it allows San Mateo and Santa Clara counties to opt in by July 2025. The bill would authorize a

citizen's initiative for a sales tax increase (0.5% to 1%) and require performance audits for major transit agencies facing financial challenges. It also includes cost-sharing analysis and regional network management improvements, with 10% of funds dedicated to "transit transformation." The bill is expected to be published the week of March 24.

Updates on the following are detailed in Attachment A:

- Legislative Update
- AB 697 (Wilson)
- Bay Area Regional Measure
- Bills of Interest

Federal Legislative Update (Akin Gump):

STA's federal legislative advocate (Susan Lent of Akin Gump) continues working with staff to align upcoming federal funding opportunities with STA and STA Member Agency projects.

Updates on the following are detailed in Attachment B:

- Trump Executive Orders
- Appropriations
- Reconciliation Legislation/Transportation Bill Reauthorization
- DOT/Congressional Update
- Bills of Interest

Fiscal Impact:

None.

Recommendation:

Informational.

Attachments:

- A. State Legislative Update
- B. Federal Legislative Update



March 24, 2025

TO: Board of Directors - Solano Transportation Authority

FM: Matt Robinson & Michael Pimentel - Shaw Yoder Antwih Schmelzer & Lange

RE: **STATE LEGISLATIVE UPDATE – April 2025**

Legislative Update

Approximately 2,350 bills have been introduced across the two houses of the State Legislature in this first year of the 2025-2026 Legislative Session. Many of these bills start out as “spot” bills and will need to be amended before they can be heard in the Legislature’s policy committees. The Assembly required spot bills to be amended by March 17 and the Senate by March 26. Already, pursuant to the Assembly deadline, we have seen substantive language amended into many spot bills; we will see additional substantive amendments over the coming weeks. The deadline for policy committees to meet and hear bills with a fiscal impact in the first house is May 2 (May 9 for non-fiscal). For information about key legislative and budget deadlines, please see the 2025 Legislative Calendar available [here](#).

STA Sponsored Legislation

As we reported last month, STA is sponsoring AB 697 (Wilson), which would enable SR 37 corridor improvements to advance in the most cost-effective and environmentally beneficial manner by permitting the projects under the California Endangered Species Act process for the authorized take of fully protected species. The bill currently enjoys support from STA, Napa Valley Transportation Authority, Sonoma County Transportation Authority, MTC, Bay Area Council, North Bay Leadership Council, Transportation California, and construction labor. The bill will be heard in the Assembly Water, Parks, and Wildlife Committee in late April.

Senator Arreguin and Assemblymember Mark Gonzalez Lead Effort to Secure Additional Funding for Transit

On March 5, Senator Arreguín and Assemblymember Gonzalez launched an [major statewide effort to secure an additional \\$2 billion for local transit agencies](#) as part of the Fiscal Year 2025-26 budget. The effort is supported by the California Transit Association and numerous stakeholders statewide. If successful, this effort would result in additional flexible transit funding to help address near-term funding shortfalls as several regions and transit agencies prepare to advance self-help measures or find other solutions.

Bay Area Regional Measure

The effort to generate additional revenue to support the Bay Area's public transit systems by way of a regional transportation measure is now included in SB 63 (Wiener and Arreguín). The bill would authorize a citizens' initiative, which may only require a simple majority vote, for a sales tax of one half-cent in Alameda and Contra Costa Counties, and up to one cent in San Francisco. These taxes would be applied for 10-15 years. As noted, the bill is currently a three-county measure (Alameda, Contra Costa, San Francisco), but provides a path for San Mateo and Santa Clara counties to opt-in before July 2025. After administrative costs, the bill would allocate remaining revenues to AC Transit, BART, Caltrain, and Muni, and may only be used for transit operations. The measure would also provide up to 10 percent of the revenues for transit transformation. Any remaining funds could be used for East Bay bus operators that provide feeder service to BART. The bill will also require performance audits of the four major transit systems facing fiscal cliffs (AC Transit, BART, Caltrain, SF Muni), and an operational cost-sharing analysis, as well as provisions for stronger regional network management. The bill also authorizes a regional network manager to implement the network management framework in exchange for access to SB 63 funds.

Bills of Interest

SB 63 (Wiener) Regional Measure – WATCH

This bill states that it is the "intent of the Legislature to enact legislation authorizing a revenue measure to invest in transportation, including to, at a minimum, sustain and improve public transportation, in the San Francisco Bay area. It is the further intent of the Legislature that the details of this authorizing legislation, including the specific geography of the measure, be based on continued stakeholder engagement and consensus building, building off of a robust regional engagement process led by the Metropolitan Transportation Commission in 2024."

SB 71 (Wiener) CEQA Exemptions for Transit Projects – RECOMMEND SUPPORT

This bill would extend indefinitely the current January 1, 2030 sunset date established by SB 922 (Wiener, 2022) for statutorily authorized CEQA exemptions for transit and transportation projects, add additional project-types to the list of exemptions (transit operational analysis, bus stops, bus shelters), and make substantive procedural changes surrounding board actions (i.e. board process for establishing a project's cost estimate).

SB 79 (Wiener) Transit Oriented Development – WATCH

This bill would require that a residential development proposed within one-half or one-quarter mile of a transit-oriented development stop be an allowed use on any site zoned for residential, mixed, commercial, or light industrial development. A transit-oriented development stop is defined as a site with an existing rail or bus rapid transit station, a ferry terminal, or the intersection of two or more high frequency bus stops. SB 79 also requires that the development be eligible for streamlined, ministerial approval.

In addition, SB 79 exempts residential, commercial, and mixed-use projects on land owned by a public transit agency from CEQA. The bill further exempts from CEQA projects for rail facilities, including the construction or rehabilitation of stations and facilities which will be exclusively used by zero-emission or electric trains. If a project done pursuant to this exemption requires the construction of off-site storage

and maintenance facilities distinct from the principal project site, the project would be separate and not exempt.

SB 239 (Arreguín) Brown Act Teleconferencing Advisory Bodies – WATCH

This bill would authorize a subsidiary body, as defined in the bill, to use alternative teleconferencing provisions and would impose requirements for notice, agenda, and public participation. The bill would require the subsidiary body to post the agenda at the primary physical meeting location and make it open to the public. If elected officials serve on the subsidiary body, they would be required to adhere to the status quo ante for teleconferencing under the Brown Act, meaning they would need to post the meeting location and make it open to the public. This bill is co-sponsored by the League of Cities and State Association of Counties (CSAC).

SB 445 (Weiner) Sustainable Transportation Permit Streamlining – WATCH

This bill is intended to accelerate the permitting and construction of sustainable transportation projects. SB 445 sets timelines and requirements on specific third-party entities – local governments, utilities, and private telecommunications providers – to permit and/or approve work on the third-party entity’s right-of-way or property.

Specifically, the bill requires a lead agency of a CEQA-exempted transportation project to provide notice to third-party entities regarding the lead agency’s need to use or alter facilities under the third-party entity’s jurisdiction.

For projects under \$25 million (“sustainable transportation projects”), SB 445 requires the third-party entity to issue permits and approvals within 30 days of acknowledging receipt of the lead agency’s notice. For projects over \$25 million (“large sustainable transportation projects”), the bill requires that the lead agency enter into a cooperative agreement with each relevant third-party entity within 60 days. The cooperative agreement shall establish the scope of permits and approvals needed, among other considerations.

If the timelines dictated in the bill are not met, or if a third-party entity fails to adhere to the terms of a cooperative agreement, SB 445 authorizes the lead agency to occupy the right-of-way and conduct the necessary scope of work dictated in their notice.

AB 259 (Rubio) Brown Act Teleconferences – WATCH

Existing law authorizes local agencies to use teleconferencing for board/council members under certain circumstances (illness, caring for others, travel, etc.) as long as a quorum of the members participate in person from the same location identified on the agenda and that the location is open to the public and in within the local agency’s jurisdiction. Existing law establishes limits on the number of meetings members may participate in via teleconference to two meetings per year if the legislative body regularly meets once per month or less. These provisions sunset on January 1, 2026. This bill would remove the sunset date and extend the alternative teleconferencing procedures indefinitely.

AB 394 (Wilson) Transit Safety – RECOMMEND SUPPORT

Co-Sponsored by the California Transit Association, this bill would enhance the safety and security of California's public transportation systems by strengthening protections for transit operators, employees, and passengers. The bill accomplishes this goal by applying enhanced penalties for assaults to all transit employees, as well as updated provisions for temporary restraining orders for transit systems.

MEMORANDUM

March 19, 2025

To: Solano Transportation Authority

From: Akin Gump Strauss Hauer & Feld LLP

Re: March Report

In March, Akin monitored developments in Washington, including the appropriations process and federal funding opportunities.

Trump Executive Orders

President Trump issued an executive order titled “Implementing the President’s ‘Department of Government Efficiency’ Cost Efficiency Initiative” on February 26. The executive order requires federal agencies by March 28 to review grants and contracts and, where appropriate and consistent with applicable law, terminate or modify them to reduce federal spending or reallocate spending to Trump Administration priorities and requires federal agencies to provide written justifications for grant and loan payments. In response to this executive order, Department of Transportation (“DOT”) Secretary Sean Duffy issued an internal memo announcing that it would be reviewing all award selections without grant agreements and partially obligated grant agreements to identify project scope and activities that advance climate, equity, and other priorities counter to the Trump Administration’s Executive Orders. If a grant does not include project scope that conflicts with the executive orders, DOT will negotiate the grant agreement; however, if the grant does include project scope that conflicts with the executive orders, DOT either will remove that project scope or not move forward with the grant agreement.

On January 21, President Trump issued an executive order titled “Ending Illegal Discrimination and Restoring Merit Based Opportunity”, which, among other things directed agencies to include in every contract a term requiring contractors and grant recipients to certify that they do not operate any programs promoting DEI that violate any applicable Federal anti-discrimination laws. This executive order has sparked confusion since it does not define the term DEI or what would be considered DEI that violates antidiscrimination laws. Several lawsuits have been filed challenging the executive order. A federal judge in Maryland had issued a nationwide preliminary injunction barring agencies from (1) pausing funding or terminating equity-related grants; (2) requiring the certification; and (3) taking enforcement action, including under the False Claims Act related to the certification requirement, however, the Fourth Circuit Court of Appeals stayed the injunction meaning that we expect DOT and other federal agencies

March 2025

Page 2

to require grant recipients to certify that they do not have DEI programs that violate federal anti-discrimination laws, despite the ambiguity around the certification.

Appropriations

Congress passed and the President signed into law a continuing resolution to fund the federal government for the remainder of fiscal year 2025. The continuing resolution did not include earmarks.

The timing for fiscal year 2026 appropriations bills is not clear although members of the California congressional deadline have set deadlines for submission of community projects. Senator Schiff has a deadline of March 28 and Senator Padilla has a deadline of March 31. Congressman Garamendi has opened his online portal but not set a deadline. Congressman Mike Thompson has not released a form or set a deadline. We expect the House and Senate appropriations committees to issue guidance on community projects shortly.

Reconciliation Legislation

On February 20, the Senate [passed](#) its fiscal year 2025 budget resolution with a 52-48 vote. The Senate bill authorizes \$340 billion in spending that would be fully offset by corresponding spending cuts. The bill only addresses defense spending, border security and energy spending.

On February 25, the House [passed](#) its budget resolution that allows for up to \$4.5 trillion in spending for tax cuts and would raise the debt ceiling by \$4 trillion. It requires \$2 trillion in spending cuts. The House bill is broader than the Senate bill and would extend tax cuts that expire at the end of 2025 and provide for additional tax cuts. The House and Senate must now align around a budget resolution. After they do that, they will work to develop a reconciliation bill that includes tax cuts and spending reductions. Among the proposals to pay for the tax cuts is to eliminate the tax exemption for municipal bonds and possibly cut certain energy tax credits.

Transportation Bill Reauthorization

The current transportation law expires on September 30, 2026. The House Committee on Transportation and Infrastructure has been holding meetings with trade associations to seek input on priorities. The House and Senate Committees also are seeking input from stakeholders. The Committees are expected to hold hearings on the reauthorization. The House Committee on Transportation and Infrastructure has indicated that it plans to pass its bill this year. That would be an ambitious schedule.

March 2025

Page 3

Department of Transportation Update

On February 27, the Senate Committee on Commerce, Science and Transportation [voted](#) to advance the nomination of Steven Bradbury, President Trump’s nominee for U.S. Deputy Secretary of Transportation, to the Senate floor for a vote. Bradbury [testified](#) before the Senate on March 11 and the chamber signed off on Bradbury’s nomination with a party-line vote of 51-46.

Congressional Update

On February 26, the House Committee on Transportation and Infrastructure held a [markup](#) of various measures, including the following:

- [The Authorization and Oversight Plan for the Committee on Transportation and Infrastructure – 119th Congress](#)
- [H.R. 744, the Disaster Management Costs Modernization Act](#)

The Inflation Reduction Act (“IRA”) remains a focal point in Congressional discourse, particularly among Republicans who are seeking to modify or repeal various provisions of the law. The Trump administration has also [initiated](#) an inspector general investigation into the management of a \$20 billion climate fund held by Citibank, established under the IRA. This probe aims to address concerns over potential conflicts of interest and mismanagement, leading to delays in funding for clean energy projects. Some Republicans are lobbying to ensure the law’s tax credits survive in some form, and these internal divisions among the GOP present challenges to complete repeal.

Bills of Interest

On February 21, Rep. Tony Wied (R-WI) introduced [H.R.1513](#) in the House. The bill would repeal programs relating to funding for electric vehicle charging infrastructure. There are [10 cosponsors](#) for the bill. The bill was referred to the Committee on Transportation and Infrastructure, and in addition to the Committee on Energy and Commerce.

On February 27, Rep. Aaron Bean (R-FL) introduced [H.R.1654](#) in the House. The bill would rescind unobligated COVID-19 relief funds and certain infrastructure funds to offset the cost of the supplemental foreign assistance made available for fiscal year 2024. There are no cosponsors for the bill. The bill was referred to the Committee on Oversight and Government Reform, and in addition to the Committees on Appropriations, and Transportation and Infrastructure.

March 2025

Page 4

On February 27, Rep. Mike Bost (R-IL) introduced [H.R.1659](#) in the House. The bill would establish a competitive grant program for projects for commercial motor vehicle parking. There are [27 cosponsors](#) for the bill. The bill was referred to the House Committee on Transportation and Infrastructure.

On March 5, Rep. Haley Stevens (D-MI) introduced [H.R.1892](#) in the House. The bill would direct the Secretary of Transportation to establish a Wireless Electric Vehicle Charging Grant Program. There are three [cosponsors](#) for this bill. The bill was referred to the Committee on Energy and Commerce, and in addition to the Committee on Transportation and Infrastructure.

On March 10, Rep. Jamie Raskin (D-MD) introduced [H.R.2011](#) in the House. The bill would amend title 23, United States Code, with respect to the highway safety improvement program. There are three [cosponsors](#) for the bill. The bill was referred to the House Committee on Transportation and Infrastructure.

On March 11, Rep. Norma J. Torres (D-CA) introduced [H.R.2088](#) in the House. The bill would direct the Secretary of Transportation, in coordination with the Secretary of Housing and Urban Development, to establish a thriving communities grant program. There are no cosponsors for the bill. The bill was referred to the House Committee on Transportation and Infrastructure.

On March 12, Sen. Mark Warner (D-VA) introduced [S.980](#) in the Senate. The bill would establish an intermodal transportation infrastructure pilot program. There are two [cosponsors](#) for the bill. The bill was referred to the Committee on Commerce, Science, and Transportation.

On March 14, Rep. Frederica S. Wilson (D-FL) introduced [H.R.2167](#) in the House. The bill would re-establish an advisory committee to provide independent advice and recommendations to the Secretary of Transportation regarding comprehensive, interdisciplinary issues related to transportation from a variety of stakeholders in transportation planning, design, research, policy, and advocacy. There are four [cosponsors](#) for the bill. The bill was referred to the House Committee on Transportation and Infrastructure.



DATE: April 21, 2025
TO: Solano County Intercity Transit Consortium
FROM: Jasper Alve, Project Manager
RE: Summary of Funding Opportunities

Discussion:

Below is a list of funding opportunities that will be available to STA member agencies during the next few months broken up by Federal, State, and regional sources.

	FUND SOURCE	TOTAL AMOUNT AUTHORIZED	APPLICATION DEADLINE
Federal			
1.	2025 Port Infrastructure Development Program	\$450M	April 30, 2025
	https://www.grants.gov/search-results-detail/358404		
2.	2025 Safe Streets and Roads for All	\$982M	Eligibility Review: May 9, 2025 Application: June 26,2025
	https://www.transportation.gov/sites/dot.gov/files/2025-03/SS4A-FY25-NOFO.pdf		
State			
1.	Rural Electric Vehicle Charging 2.0	\$10M	May 23, 2025
	https://www.grants.ca.gov/grants/gfo-24-608-rural-electric-vehicle-charging-2-0-rev-2-0/		
2.	Implementation of Medium-and-Heavy-Duty Zero-Emission Vehicle Infrastructure Blueprint 2.0	\$20M	June 6, 2025
	https://www.grants.ca.gov/grants/gfo-24-611-implementation-of-medium-and-heavy-duty-zero-emission-vehicle-infrastructure-blueprints-2-0/		
3.	Depot Charging and Hydrogen Refueling Infrastructure for Zero-Emission Medium-and-Heavy-Duty On-Road, Off-Road, and Specialty Vehicles	\$20M	July 11, 2025
	https://www.grants.ca.gov/grants/gfo-24-612-depot-charging-and-hydrogen-refueling-infrastructure-for-zero-emission-medium-and-heavy-duty-on-road-off-road-and-specialty-vehicles/		
4.	Medium-and-Heavy-Duty Zero-Emission Vehicle Port Infrastructure	\$40M	July 23, 2025
	https://www.grants.ca.gov/grants/gfo-24-610-medium-and-heavy-duty-zero-emission-vehicle-port-infrastructure/		
Regional			
1.	Yolo-Solano Air Quality Management District – 2025 Carl Moyer, Community Air Protection Incentives, Targeted Airshed Grant, and AB 923 Programs	\$2.3M	May 2, 2025
	https://www.ysaqmd.org/news/applications-now-open-for-districts-clean-air-funds-2025-solicitation/		

Fiscal Impact:

None.

Recommendation:

Informational.