




FY 2015-16 BUDGET REVISION & FY 2016-17 PROPOSED BUDGET



Express Routes

VALLEJO & SUISUN TRANSIT

- Route 40
- Route 90

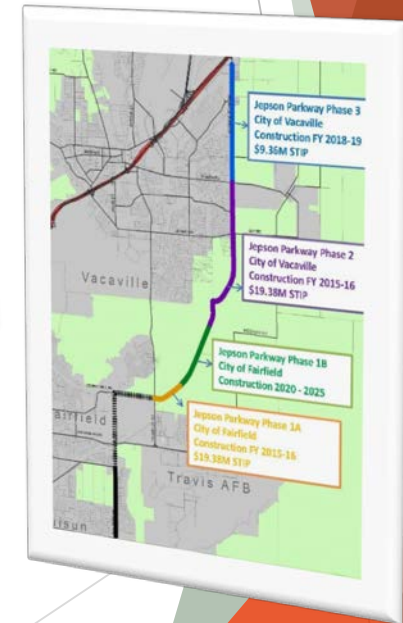
Transit Center/Connection

- Park & Ride Lots
- Amtrak Stations
- Points of Interest



FY 2015-16 Budget Revision Summary:

FY 2015-16 Budget Revision is balanced at a budget amount of \$20.2 million, an increase of \$4.84 million due to carryover of funds for continuation of projects and programs.





FY 2015-16 Expenditure Changes:

Department	Adopted	Proposed	Change
Operation and Management	\$1,791,479	\$1,947,299	+\$155,820
Transit & Rideshare Services/SNCI	\$2,818,172	\$4,723,141	+\$1,904,969
Project Development	\$9,921,252	\$11,761,808	+\$1,840,556
Strategic Planning	\$829,453	\$1,767,401	+\$937,948
TOTAL	\$15,360,356	\$20,199,649	+\$4,839,293

FY 2015-16 Budget Revision Significant Revenue Changes:





□ Operation and Administration

- Information Technology support and maintenance database and website upgrade +46,750
- Board Expenditure +10,000
- Expenditure Plan activities +40,000
- Contingency Reserve maintained at \$100,000

□ Local Project Delivery:

- Jepson Parkway Project +\$1,561,622
- Final construction activities for:
 - SR 12/Jameson Canyon Project +\$20,000
 - Redwood Parkway Drive/Vallejo Fairgrounds Improvement Project +\$10,000



FY 2015-16 Projects:

15 Projects/Plans new/carried over from FY 2014-15

Funding	Project
\$115,000	Expenditure Plan
\$50,000	Suisun/Fairfield Amtrak Operation/Maintenance
\$477,716	Transit Corridor Study/SRTP
\$311,758	CTSA/Mobility Management Plan/Program
\$380,000	ADA in Person Eligibility Program
\$295,719	Countywide Travel Training Program
\$172,389	One Stop Transportation Call Center Program
\$336,890	Transit Consolidation/Implementation
\$824,668	Solano Intercity Taxi Scrip/Paratransit Program
\$24,000	Public Private Partnership (P3) Feasibility Study
\$150,000	Suisun/Fairfield Amtrak Rehabilitation
\$25,000	Benicia Intermodal Project
\$920,000	Solano County PDA Program
\$16,665	Travel Safety Plan
\$100,000	Electric Vehicle (EV) Readiness



FY 2016-17 Budget Summary:

FY 2016-17 Budget is balanced for a total of \$13.87 million for the continuation of programs and delivery of projects. Construction for the I-80/I-680/SR 12 Interchange Project is ongoing and the Jepson Parkway Project is moving to construction phase.



FY 2016-17 Revenue Assumptions:

- ❑ Members Contribution and TDA is anticipated at the same funding level.
- ❑ STA's planning allocation from MTC's OBAG is currently in negotiation through FY 2021-22
- ❑ Safe Route to School Program funds are available through FY 2016-17.
- ❑ Transit programs are funded by the State Transit Assistance (STAF), Lifeline, Regional Paratransit, the Congestion Mitigation Air Quality (CMAQ), and the Metropolitan Transportation (MTC) Grant:
 - Solano Intercity Taxi Scrip/Paratransit Program;
 - American Disability Act (ADA) in Person Eligibility Program;
 - One Stop Transportation Call Center;
 - CTSA/Mobility Management Program;
 - Countywide Travel Training/Ambassador Program.
- ❑ Regional Transportation Impact Fee (RTIF) Program is added with an estimated budget of \$609,044
- ❑ Project delivery and construction activities are on-going for the I-80/I-680 Interchange Project, the I-80 Express Lanes Project, and the Jepson Parkway Project.



FY 2016-17 Expenditure assumptions:

- Health Benefits premium rate budgeted to increase at 10%.
- Retirement Benefits at the same level in accordance with the California Public Employees' Pension Reform Act of 2013 (PEPRA.)
- Contribution to the Reserve Account is the same level at \$100,000.
- Transit programs and activities are ongoing, such as the Solano Intercity Taxi Scrip/Paratransit Program, CTSA/Mobility Management Program, the County Travel Training/Ambassador Program, and the One Stop Transportation Call Center.
- Projects such as the I-80/I-680/SR 12 Interchange Project and the Jepson Parkway Project construction and right of way phases, and the I-80 Express Lanes Project Preliminary Engineering are in their final phase.

Fixed-Route Transit	Paratransit Service	Reduced-Fare Taxi	Taxi List
<p>For individuals who can walk to a bus stop, board and exit a bus with or without a mobility device, fixed-route transit offers a low cost transportation alternative. All buses have lifts for wheelchairs.</p> <p>Special programs and promotions for seniors and people with disabilities are available. Contact the Solano Mobility Call Center at (800) 535-6883 for more information.</p> <p>Dixon Read-Ride*.....678-5020 Fairfield/Suisun Transit.....422-2877 Rio Vista Delta Breeze*.....374-2878 San Francisco Bay Ferry.....648-4349 (from Vallejo to San Francisco) SolanoExpress.....(800) 535-6883 SoTrans (Benicia/Vallejo).....648-4666 Vacaville City Coach.....449-6000</p> <p>Dispatchers are available to help you plan your trip. Contact the Solano Mobility Call Center at (800) 535-6883 for more information.</p> <p>*General public dial-a-ride includes paratransit service.</p>	<p>Getting Started: ADA Paratransit is a shared ride, advanced reservation service for people with disabilities who are unable to use fixed route public transit service because of their disability.</p> <p>Obtaining eligibility is simple. Please contact the paratransit eligibility center for Solano County at 541-7184 to schedule an in-person interview and assessment. If needed, paratransit service will be provided for transport to the assessment center.</p> <p>Once qualified for ADA paratransit service, please contact the local transit agency at the number below for information on fares and to request a ride.</p> <p>Dixon Read-Ride.....678-5020 Fairfield/Suisun Transit DART.....429-2400 Rio Vista Delta Breeze.....374-2878 SoTrans (Benicia/Vallejo).....648-5401 Vacaville City Coach.....449-6000</p>	<p>This information is for seniors and ADA eligible individuals who can enter and exit a taxi cab without assistance.</p> <p>Local Taxi: Transit agencies offer reduced-fare taxi programs to seniors and ADA eligible individuals. Program details vary. Contact the local transit agency for more information.</p> <p>Intercity Taxi: ADA eligible individuals may use a reduced-fare intercity taxi program to travel between cities. Eligible members may purchase \$100 of taxi scrip (tickets) for \$15 for use within Solano County. For more information and to purchase taxi scrip, call the local transit agency.</p> <p>Dixon Read-Ride.....678-5020 Fairfield/Suisun Transit.....422-2877 Rio Vista Delta Breeze.....374-2878 SoTrans (Benicia/Vallejo).....553-7269 Vacaville City Coach.....449-6000 Solano Mobility Call Center.....(800) 535-6883 (for unincorporated area residents)</p>	<p>To schedule a ride on a qualified taxi service, please select from the taxi list below.</p> <p>Benicia/Vallejo Benicia Yellow Cab.....745-3211 City Cab.....643-3333; 745-3399 Yellow Cab.....642-2024</p> <p>Dixon AA Taxi Cab.....449-8294 Yellow Cab of Vacaville.....446-1144</p> <p>Fairfield/Suisun City AA Taxi Cab.....449-8294 Fairfield Taxi.....422-5555 Veteran's Cab.....421-9999</p> <p>Rio Vista AA Taxi Cab.....449-8294</p> <p>Vacaville AA Taxi Cab.....449-8294 Vacaville Checker Cab.....447-4444 Yellow Cab of Vacaville.....446-1144</p> <p>(800) 535-6883 www.solanomobility.org</p>

Call Center	Transportation Providers	Transportation Providers	Seniors & People with Disabilities
<p>Call Center 800-535-6883</p> <p>The Solano Mobility Call Center offers free personalized assistance for traveling around Solano, Napa and neighboring counties. The Call Center is a public agency program with information and services for transportation such as bus, rail, ferry, shared ride, airports, taxis, paratransit, private transport, bicycling and more. Information is available for people with disabilities, seniors, low income individuals and anyone seeking transportation alternatives.</p> <p>The Call Center also provides Solano-Yolo BikeLinks maps at no cost. Contact the Solano Mobility Call Center at (800) 535-6883 Monday through Friday 8 am to 5 pm.</p> <p>DISCOUNT CARDS FOR TRAVEL IN THE GREATER BAY AREA</p> <p>The Regional Transit Connection (RTC) Discount ID Card is available to qualified persons with disabilities for discount fares on fixed-route, rail and ferry systems. For more information, call SoTrans at 648-4699 or the Solano Mobility Call Center at (800) 535-6883.</p> <p>The Senior Clipper Card is available to adults 65 and over. For more information on all Clipper Cards, please contact the Solano Mobility Call Center at (800) 535-6883.</p>	<p>NON-PROFIT PROVIDERS</p> <p>Fairfield Senior Volunteer Driver Program provides transportation for ambulatory seniors (50+) to the senior center, doctor/dentist appointments and pharmacies in specific areas of Fairfield. Reservations are required at 428-7556. Cost is \$1.50 per one-way trip.</p> <p>Faith in Action/Ride With Pride provides free door-to-door rides for seniors (60+) throughout Solano County. Advance reservation is required at 469-6675. Donations are accepted.</p> <p>American Cancer Society/Road to Recovery provides transportation for ambulatory Solano County cancer patients to/from medical appointments only. Advance reservation required at 425-5006 or (800) 227-2345.</p> <p>PRIVATE PROVIDERS</p> <p>Private transportation providers are privately owned businesses offering nonsubsidized services for a fee.</p> <p>Americare Alliance.....447-7734 AA Medical Transportation.....552-1193 Med X Press.....771-0354 Murphy Medical Transport.....580-1429 Northbay Transit Group.....644-5555 Pro-Care Mobility Inc.....208-1569 Stan's Chaparrone Service.....446-9801 Sully's Transport.....290-6349</p>	<p>INTER-REGIONAL TRANSPORTATION</p> <p>The Capitol Corridor train stops in Suisun City daily. Trains operate between Sacramento, Oakland and San Jose and are ADA accessible. Visit www.capitolcorridor.org or call (877) 974-3322 for more information.</p> <p>Greyhound Bus Lines provide service to Suisun City and throughout the nation. Call (800) 231-2222 for more information.</p> <p>INTER-COUNTY TRANSPORTATION</p> <p>Services connect Solano with Contra Costa, Sacramento, San Francisco and Yolo counties.</p> <p>SolanoExpress services the cities of Benicia, Dixon, Fairfield, Suisun City, Vacaville and Vallejo and provides service to Davis, Sacramento, Suisun City AMTRAK, San Francisco Bay Ferry & BART (El Cerrito del Norte, Pleasant Hill, Walnut Creek).....(800) 535-6883 VINE connects Vallejo and Fairfield to the Napa Valley.....(800) 696-6443 YoloBus connects Vacaville to Winters and Davis.....(800) 666-2877</p> <p>San Francisco Bay Ferry connects Vallejo to San Francisco.....648-4349 BART (Bay Area Rapid Transit) serves Contra Costa, Alameda, San Francisco, San Mateo counties.....(510) 465-2278</p>	<p>Solano County Mobility Guide</p> <p>(800) 535-6883 www.solanomobility.org</p> <p>For document translation please call: Para la ayuda de traducción de documentos: 翻译及文档翻译 请拨打此电话或发邮件: Para su ayuda de documentos leung sa pagapagan: 707-399-3239</p> <p>STA SolTrans FAST CITY COACH DELTABREEZE 0215</p>



Cost of Living Adjustment (COLA):

The average annual change in the Consumer Price Index (CPI) for 2014 is 1.6%. The proposed FY 2015-16 Budget Revision includes the cost of living adjustment for a fiscal impact of \$31.141.

Retirement Plan:

PEPRA/"New" category staff Employer Contribution rate is 6.25% at an annual cost of approximately \$28,235

Classic staff Total Employer Contribution rate is 18.549% at an annual cost of approximately \$57,921

Reserve Funds Balances as of June 2015:

- Contingency Reserve Fund is \$1.04 million
- Insurance Reserve Fund (IRF) is \$200,000
- Project Contingency Reserve Fund (PCRF) is \$557,000



Recommendation:



Approved the following:

1. Adopt the FY 2015-16 Budget Revision as shown in Attachment A;
2. Adopt the FY 2016-17 Proposed Budget as shown in Attachment B;
3. The FY 2015-16 Cost of Living Adjustment of 1.6% effective July 1, 2015.



The image shows three overlapping budget revision spreadsheets from STA. The top spreadsheet is titled 'FY 2015-16 PROPOSED BUDGET REVISION' dated July 13, 2015. The middle spreadsheet is titled 'FY 2016-17 PROPOSED BUDGET REVISION' dated July 13, 2015. The bottom spreadsheet is titled 'FY 2016-17 PROPOSED BUDGET REVISION' dated July 13, 2015. Each spreadsheet contains detailed financial data organized into columns for 'Revenue', 'Expenses', and 'Total'. The spreadsheets are tilted and partially overlapping, showing various line items and financial figures.



One Harbor Center

One Harbor Center
 Suisun City, California

REVENUES			EXPENDITURES		
STA Fund	Adopted FY 15-16	Proposed FY 15-16	Operations & Administration	Adopted FY 15-16	Proposed FY 15-16
Members Contribution/Gas Tax (Reserve Accounts)	100,000	100,000	Operations Management	1,572,479	1,678,299
Members Contribution/Gas Tax	242,477	226,866	STA Board of Directors/Administration	44,000	54,000
Transportation Dev. Act (TDA) Art. 4/8	390,000	508,777	Expenditure Plan	75,000	115,000
TDA Art. 3/Other	-	632,168	Contributions to STA Reserve Account	100,000	100,000
State Transit Assistance Fund (STAF)	1,651,369	1,895,949	Subtotal	\$1,791,479	\$1,947,299
One Bay Area Grant (OBAG)/(STP)	909,581	830,257	Transit and Rideshare Services/SNCI/SR2S		
OBAG - SNCI/SR2S	680,219	779,594	SNCI/SR2S Management/Administration	483,574	479,214
STIP Planning, Programming and Monitoring (PPM)	197,882	190,486	Employer Van Pool Outreach	14,000	23,700
MTC Grant	113,000	857,774	SNCI General Marketing	41,500	64,050
Federal Earmark	-	41,145	Commute Challenge	34,000	31,880
Regional Measure (RM) 2 - Transit	-	421,942	Bike to Work Campaign	20,000	20,000
RM 2 - North Connector - Design	4,408	0	Bike Links	5,000	15,000
RM 2 - I-80 Express Lanes	55,511	54,433	Emergency Ride Home (ERH) Program	7,000	7,500
RM 2 - I-80 Interchange Project	58,182	57,007	Rideshare Services - Napa	20,000	35,000
RM 2 - I-80 East Bound (EB) Truck Scales Relocation	6,677	3,860	Suisun/Fairfield Amtrak Operation/Maintenance	-	50,000
Transportation for Clean Air (TFCA)	238,574	304,479	Safe Route to School Program (SR2S)	505,740	831,446
TFCA - NCTPA	20,000	35,000	Transit Management Administration	159,339	136,211
Yolo/Solano Air Quality Management District (YSAQMD)	20,000	37,295	Solano Express Marketing	150,000	150,000
Congestion Mitigation Air Quality (CMAQ)	302,465	302,863	Lifeline Program	14,265	15,000
Congestion Mitigation Air Quality (CMAQ) - Transit	-	160,000	Paratransit Coordinating Council (PCC)	40,000	35,000
Regional Rideshare Program (RRP)	240,000	240,000	Transit Corridor Study/SRTP	365,000	477,716
Abandoned Vehicle Abatement (AVA) Program/DMV	10,000	10,000	Solano Senior & People with Disabilities Plan Implementation/Committee	30,000	30,000
New Freedom Funds	-	250,000	CTSA/Mobility Management Plan/Program	310,000	311,758
JARC Funds	-	50,000	ADA in Person Eligibility Program	225,000	380,000
FTA 5304/5403	-	219,950	Countywide Travel Training Program	254,803	295,719
California Energy Commission (CEC)	-	100,000	One Stop Transportation Call Center Program	138,951	172,389
Local Funds - Cities/County	298,600	311,550	Transit Consolidation/Implementation (Rio Vista/Clipper/Vine)	-	336,890
Taxi Scrip Farebox Revenue	-	82,500	Solano Intercity Taxi Scrip/Paratransit Program	-	824,668
Sponsors	18,000	18,000	Subtotal	\$2,818,172	\$4,723,141
Subtotal	\$5,556,945	8,721,895	Project Development		
TFCA Program			Project Management/Administration	126,044	129,223
Transportation for Clean Air (TFCA)	234,453	310,512	Local Streets & Roads Annual Report	12,250	36,863
Subtotal	\$234,453	\$310,512	Solano Projects Online Tracker (SPOT)	14,000	29,480
Abandoned Vehicle Abatement Program			Public Private Partnership (P3) Feasibility Study	-	24,000
Department of Motor Vehicle (DMV)	320,000	320,000	Suisun/Fairfield Amtrak Rehabilitation	-	150,000
Subtotal	\$320,000	\$320,000	Benicia Intermodal Project	-	25,000
Jepson Parkway Project			Local Project Delivery (SR 12/Church)	200,000	200,000
Federal Earmark	200,000	158,855	Jepson Parkway Project	276,862	1,838,484
County of Solano	76,862	165,346	SR 12/Jameson Canyon Project	-	20,000
RTIF Fund/City of Fairfield Repayment	-	1,514,283	I-80/I-680/SR 12 Interchange Project	7,088,502	7,089,678
Subtotal	\$276,862	\$1,838,484	North Connector-East Project Closeout/Mitigation	91,807	96,214
I-80/I-680/SR 12 Interchange Project			I-80 East Bound (EB) Truck Scales Relocation Project	213,355	213,355
RM 2 Funds	7,088,502	7,089,678	I-80 Express Lanes Project	969,491	970,570
Subtotal	\$7,088,502	\$7,089,678	Redwood Parkway Drive/Fairgrounds Improvement Project	-	10,000
SR 12/Jameson Canyon Project			Regional Impact Fee Program	608,941	608,941
STIP/TCRP	-	20,000	DMV Abandoned Vehicle Abatement (AVA) Program	320,000	320,000
Subtotal	\$0	\$20,000	Subtotal	\$9,921,252	\$11,761,808
North Connector East Project Closeout/Mitigation			Strategic Planning		
RM 2 Funds	91,807	96,214	Planning Management/Administration	130,000	130,953
Subtotal	\$91,807	\$96,214	Events	11,000	12,000
I-80 East Bound (EB) Truck Scales Relocation Project			Model Development/Maintenance	24,000	39,695
RM 2 Funds	213,355	213,355	Solano County PDA Program	120,000	920,000
Subtotal	213,355	213,355	Comprehensive Transportation Plan (CTP) Follow Up	120,000	138,158
I-80 Express Lanes Project			Priority Conservation Area (PCA)	40,000	10,118
RM 2 Funds	969,491	970,570	Water Transportation Plan	150,000	89,300
Subtotal	\$969,491	\$970,570	Travel Safety Plan	-	16,665
Redwood Parkway Drive/Fairgrounds Improvement Project			Electric Vehicle (EV) Readiness	-	100,000
STIP Planning, Programming and Monitoring (PPM)	-	10,000	TFCA Programs	234,453	310,512
Subtotal	\$0	\$10,000	Subtotal	\$829,453	\$1,767,401
Regional Impact Fee Implementation program			TOTAL, ALL REVENUE		
Regional Impact Fee	608,941	608,941	\$15,360,356	20,199,649	
Subtotal	\$608,941	\$608,941	TOTAL, ALL EXPENDITURES		
Dixon B Street Undercrossing Project			\$15,360,356	\$20,199,649	
STIP	-	-			
TDA	-	-			
Subtotal	\$0	\$0			



**FY 2016-17
PROPOSED BUDGET
July 8, 2015**

ATTACHMENT B

REVENUES		EXPENDITURES	
<i>STA Fund</i>	Proposed FY 16-17	<i>Operations & Administration</i>	Proposed FY 16-17
MembersContribution/Gas Tax (Reserve Account)	100,000	Operations Management	1,697,058
Members Contribution/Gas Tax	248,813	STA Board of Directors/Administration	44,000
Transportation Dev. Act (TDA) Art. 4/8	508,000	Expenditure Plan	50,000
TDA - Other	605,985	Contributions to STA Reserve Account	100,000
State Transit Assistance Fund (STAF)	1,694,303	Subtotal	1,891,058
One Bay Area Grant (OBAG)/STP	876,465	Transit and Rideshare Services/SNCI/SR2S	
OBAG - SNCI/SR2S	369,539	SNCI/SR2S Management/Administration	483,607
STIP Planning, Programming and Monitoring (PPM)	191,865	Employer Van Pool Outreach	23,700
New Freedom	150,000	SNCI General Marketing	53,050
Regional Measure (RM) 2 - I-80 Express Lanes	50,358	Commuter Challenge	31,880
RM 2 - I-80 Interchange Project	59,980	Bike to Work Campaign	20,000
RM 2 - I-80 East Bound (EB) Truck Scales Relocation	4,123	Bike Links Maps	15,000
Transportation for Clean Air (TFCA)	341,647	Emergency Ride Home (ERH) Program	7,500
TFCA - NCTPA	48,750	Rideshare Services - Napa	48,750
Yolo/Solano Air Quality Management District (YSAQMD)	68,755	Suisun/Fairfield Amtrak Operation/Maintenance	50,000
Congestion Mitigation Air Quality (CMAQ)	198,000	Safe Route to School (SR2S) Program	416,204
CMAQ - Transit	14,281	Transit Management Administration	168,116
Regional Rideshare Program (RRP)	240,000	Solano Express Marketing	150,000
California Energy Commission (CEC)	100,000	Lifeline Program	15,000
Abandoned Vehicle Abatement (AVA) Program/DMV	10,000	Paratransit Coordinating Council (PCC)	35,000
Local Funds - Cities/County	298,600	Solano Senior & People with Disabilities Plan Implementation/Committee	30,000
Taxi Scrip Farebox Revenue	82,500	ADA in Person Eligibility Program	380,000
Partners	18,000	CTSA/Mobility Management Plan/Program	250,703
Subtotal	6,279,964	Countywide Travel Training/Ambassador Program	276,624
TFCFA Program		One Stop Transportation Call Center Program	172,630
Transportation for Clean Air (TFCA)	311,354	Transit Coordination/Implementation (Rio Vista/Clipper/Vine)	161,659
Subtotal	311,354	Solano Intercity Taxi Scrip/Paratransit Program	698,485
Abandoned Vehicle Abatement Program		Subtotal	3,487,908
Department of Motor Vehicle (DMV)	320,000	Project Development	
Subtotal	320,000	Project Management/Administration	130,519
Jepson Parkway Project		Local Streets & Roads Annual Report	11,946
Loan Repayment	153,344	Local Project Delivery (Rio Vista/SR 12/Church Rd)	200,000
County of Solano	151,291	Solano Projects Online Tracker (SPOT)	20,114
Subtotal	\$304,635	SR 12/Jameson Canyon Road Project	20,000
I-80/I-680/SR 12 Interchange Project		Jepson Parkway Project	304,635
RM 2 Funds	4,940,020	I-80/I-680/SR 12 Interchange Project	4,940,020
Subtotal	\$4,940,020	North Connector Project	50,000
North Connector Project		I-80 East Bound (EB) Truck Scales Relocation Project	50,000
RM 2 Funds	50,000	I-80 Express Lanes Project	974,644
Subtotal	\$50,000	Redwood Parkway Drive/Fairgrounds Improvement Project	10,000
I-80 East Bound (EB) Truck Scales Relocation Project		Regional Impact Fee Implementation Program	609,044
RM 2 Funds	50,000	DMV Abandoned Vehicle Abatement (AVA) Program	320,000
Subtotal	\$50,000	Subtotal	7,640,922
I-80 Express Lanes Project		Strategic Planning	
RM-2 Funds	974,644	Planning Management/Administration	140,932
Subtotal	\$974,644	Events	11,000
SR 12/Jameson Canyon Road Project		Model Development/Maintenance	39,695
State Transportation Improvement Program (STIP)	20,000	Solano County PDA Program	99,184
Subtotal	\$20,000	Comprehensive Transportation Plan (CTP) Follow Up - Adaptation	147,608
Redwood Parkway Drive/Fairgrounds Improvement Project		Emergency Response Plan	
STIP Planning, Programming and Monitoring (PPM)	10,000	Electric Vehicle (EV) Readiness	100,000
Subtotal	\$10,000	TFCFA Programs	311,354
Regional Transportation Impact Fee (RTIF) Implementation Program		Subtotal	\$849,773
RTIF Fee	609,044	TOTAL, ALL EXPENDITURES	
Subtotal	609,044	13,869,661	
TOTAL, ALL REVENUE		TOTAL, ALL EXPENDITURES	
13,869,661		13,869,661	

July 13, 2016

REVENUES			EXPENDITURES		
STA Fund	Adopted FY 16-17	Proposed FY 16-17	Operations & Administration	Adopted FY 16-17	Proposed FY 16-17
Members Contribution/Gas Tax (Reserve Accounts)	100,000	50,000	Operations Management	1,697,058	1,712,070
Members Contribution/Gas Tax	248,813	274,234	STA Board of Directors/Administration	44,000	49,000
Transportation Dev. Act (TDA) Art. 4/8	508,000	481,422	Expenditure Plan	50,000	50,000
TDA Article 3		25,000	Contributions to STA Reserve Account	100,000	50,000
TDA Article 4/4.5	605,985	617,707	Subtotal	\$1,891,058	\$1,861,070
One Bay Area Grant 1 (OBAG 1)/(STP)	876,465	882,184	Transit/Mobility Management/SR2S		
One Bay Area Grant 1 (OBAG 1)	610,983	693,544	Transit/Mobility Management/Administration	483,607	435,753
Regional Rideshare Program (RRP)	240,000	240,000	Employer Van Pool Outreach	23,700	23,700
Active Transportation Program (ATP)	-	425,000	SNCI General Marketing	53,050	64,050
STIP Planning, Programming and Monitoring (PPM)	191,865	185,411	Commute Challenge	31,880	22,000
MTC PDA Grant	-	261,294	Bike to Work Campaign	20,000	17,000
			Solano Online Bike Map	15,000	100,000
RM 2 - I-80 Express Lanes	50,358	71,421	Emergency Ride Home (ERH) Program	7,500	7,500
RM 2 - I-80 Interchange Project	59,980	60,412	Rideshare Services - Napa Valley Transportation Authority	48,750	20,505
RM 2 - I-80 East Bound (EB) Truck Scales Relocation	4,123	4,128	Van Pool Services - Napa Valley Transportation Authority		50,000
			Safe Route to School Program (SR2S)	416,204	746,961
Transportation for Clean Air (TFCA)	341,647	368,668	Transit Management Administration	168,116	160,326
TFCA - NVTA	48,750	20,505	Solano Express Marketing	150,000	150,000
FTA - NVTA		50,000	Transit Corridor Study/SRTP	-	171,157
Yolo/Solano Air Quality Management District (YSAQMD)	68,755	95,000	Solano Intercity Taxi Scrip/Paratransit Program	698,485	762,707
			Transit Coordination/Implementation	161,659	357,961
New Freedom Funds	300,000	306,278	Suisun/Fairfield Amtrak Operation/Maintenance	50,000	50,000
State Transit Assistance Fund (STAF)	1,515,140	1,879,399	Transit Rideship Study		140,000
FTA 5304/5403		8,853	Lifeline Program	15,000	15,000
California Energy Commission (CEC)	100,000	100,000	Paratransit Coordinating Council (PCC)	35,000	30,000
Abandoned Vehicle Abatement (AVA) Program/DMV	10,000	10,000	ADA in Person Eligibility Program	380,000	275,000
Local Funds - Cities/County	298,600	472,239	CTSA/Mobility Management Program	250,703	82,215
Taxi Scrip Farebox Revenue	82,500	150,000	Countywide Travel Training/Transit Ambassador Program	276,624	275,000
Sponsors	18,000	15,000	One Stop Transportation Call Center Program	172,630	272,600
Subtotal	\$6,279,964	\$7,747,699	Solano Senior & People with Disabilities Plan Implementation/Committee	30,000	177,576
Transportation Funds for Clean Air (TFCA) Program			Subtotal	\$3,487,908	\$4,407,011
Transportation for Clean Air (TFCA)	311,354	358,390	Project Development		
Subtotal	\$311,354	\$358,390	Project Management/Administration	130,519	127,714
Abandoned Vehicle Abatement (AVA) Program			Local Streets & Roads Annual Report	11,946	11,946
Department of Motor Vehicle (DMV)	320,000	320,000	Local Project Delivery (SR 12/Church)	200,000	200,000
Subtotal	\$320,000	\$320,000	Solano Projects Online Tracker (SPOT)	20,114	20,114
Jepson Parkway Project			Safe Routes to School (SR2S) Program Capital Project		123,218
County of Solano	151,291	535,554	SR 37 Improvement Project	0	85,000
Regional Transportation Impact Fee (RTIF) Fund	153,344	304,635	SR 12/Jameson Canyon Project	20,000	20,000
Subtotal	\$304,635	\$840,189	I-80/I-680/SR 12 Interchange Project	4,940,020	4,940,020
I-80/I-680/SR 12 Interchange Project			Jepson Parkway Project	304,635	840,189
RM 2 Funds	4,940,020	4,940,020	North Connector-East Project	50,000	50,000
Subtotal	\$4,940,020	\$4,940,020	I-80 East Bound (EB) Truck Scales Relocation Project	50,000	50,000
SR 12/Jameson Canyon Project			I-80 Express Lanes Project	974,644	2,974,644
STIP/TCRP	20,000	20,000	Redwood Parkway Drive/Fairgrounds Improvement Project	10,000	250,000
Subtotal	\$20,000	\$20,000	Regional Impact Fee Program	609,044	870,000
North Connector East Project Closeout/Mitigation			DMV Abandoned Vehicle Abatement (AVA) Program	320,000	320,000
RM 2 Funds	50,000	50,000	Subtotal	\$7,640,922	\$10,882,845
Subtotal	\$50,000	\$50,000	Strategic Planning		
I-80 East Bound (EB) Truck Scales Relocation Project			Planning Management/Administration	140,932	166,360
RM 2 Funds	50,000	50,000	Events	11,000	27,805
Subtotal	\$50,000	\$50,000	Model Development/Maintenance	39,695	60,495
I-80 Express Lanes Project			Solano County PDA Program	99,184	353,279
RM 2 Funds	974,644	2,974,644	Water Transportation Plan	-	60,973
Subtotal	\$974,644	\$2,974,644	Comprehensive Transportation Plan (CTP) Follow Up	147,608	142,714
Redwood Parkway Drive/Fairgrounds Improvement Project			Electric Vehicle (EV) Readiness	100,000	100,000
STIP Planning, Programming and Monitoring (PPM)	10,000	250,000	Transportation Funds for Clean Air (TFCA) Programs	311,354	358,390
Subtotal	\$10,000	\$250,000	Subtotal	849,773	1,270,016
Regional Impact Fee Implementation program			TOTAL, ALL REVENUE	\$13,869,661	\$18,420,942
Regional Impact Fee	609,044	870,000	TOTAL, ALL EXPENDITURES	\$13,869,661	\$18,420,942
Subtotal	\$609,044	\$870,000			